

JavaMail™ API Design Specification

Version 1.6

Send feedback to javamail_ww@oracle.com



Oracle America, Inc.
500 Oracle Parkway
Redwood City, California 94065, U.S.A.

August 2017

Specification: JSR-919 JavaMail(TM) Specification ("Specification")

Version: 1.6

Status: Final Release

Specification Lead: Oracle America, Inc. ("Specification Lead")

Release: August 2017

Copyright 2013, 2017 Oracle America, Inc.

All rights reserved.

LIMITED LICENSE GRANTS

1. License for Evaluation Purposes. Specification Lead hereby grants you a fully-paid, non-exclusive, non-transferable, worldwide, limited license (without the right to sublicense), under Specification Lead's applicable intellectual property rights to view, download, use and reproduce the Specification only for the purpose of internal evaluation. This includes (i) developing applications intended to run on an implementation of the Specification, provided that such applications do not themselves implement any portion(s) of the Specification, and (ii) discussing the Specification with any third party; and (iii) excerpting brief portions of the Specification in oral or written communications which discuss the Specification provided that such excerpts do not in the aggregate constitute a significant portion of the Specification.

2. License for the Distribution of Compliant Implementations. Specification Lead also grants you a perpetual, non-exclusive, non-transferable, worldwide, fully paid-up, royalty free, limited license (without the right to sublicense) under any applicable copyrights or, subject to the provisions of subsection 4 below, patent rights it may have covering the Specification to create and/or distribute an Independent Implementation of the Specification that: (a) fully implements the Specification including all its required interfaces and functionality; (b) does not modify, subset, superset or otherwise extend the Licensor Name Space, or include any public or protected packages, classes, Java interfaces, fields or methods within the Licensor Name Space other than those required/authorized by the Specification or Specifications being implemented; and (c) passes the Technology Compatibility Kit (including satisfying the requirements of the applicable TCK Users Guide) for such Specification ("Compliant Implementation"). In addition, the foregoing license is expressly conditioned on your not acting outside its scope. No license is granted hereunder for any other purpose (including, for example, modifying the Specification, other than to the extent of your fair use rights, or distributing the Specification to third parties). Also, no right, title, or interest in or to any trademarks, service marks, or trade names of Specification Lead or Specification Lead's licensors is granted hereunder. Java, and Java-related logos, marks and names are trademarks or registered trademarks of Oracle America, Inc. in the U.S. and other countries.

3. Pass-through Conditions. You need not include limitations (a)-(c) from the previous paragraph or any other particular "pass through" requirements in any license You grant concerning the use of your Independent Implementation or products derived from it. However, except with respect to Independent Implementations (and products derived from them) that satisfy limitations (a)-(c) from the previous paragraph, You may neither: (a) grant or otherwise pass through to your licensees any licenses under Specification Lead's applicable intellectual property rights; nor (b) authorize your licensees to make any claims concerning their implementation's compliance with the Specification in question.

4. Reciprocity Concerning Patent Licenses.

a. With respect to any patent claims covered by the license granted under subparagraph 2 above that would be infringed by all technically feasible implementations of the Specification, such license is conditioned upon your offering on fair, reasonable and non-discriminatory terms, to any party seeking it from You, a perpetual, non-exclusive, non-transferable, worldwide license under Your patent rights which are or would be infringed by all technically feasible implementations of the Specification to develop, distribute and use a Compliant Implementation.

b. With respect to any patent claims owned by Specification Lead and covered by the license granted under subparagraph 2, whether or not their infringement can be avoided in a technically feasible manner when implementing the Specification, such license shall terminate with respect to such claims if You initiate a claim against Specification Lead that it has, in the course of performing its responsibilities as the Specification Lead, induced any other entity to infringe Your patent rights.

c. Also with respect to any patent claims owned by Specification Lead and covered by the license granted under subparagraph 2 above, where the infringement of such claims can be avoided in a technically feasible manner when implementing the Specification such license, with respect to such claims, shall terminate if You initiate a claim against Specification Lead that its making, having made, using, offering to sell, selling or importing a Compliant Implementation infringes Your patent rights.

5. Definitions. For the purposes of this Agreement: "Independent Implementation" shall mean an implementation of the Specification that neither derives from any of Specification Lead's source code or binary code materials nor, except with an appropriate and separate license from Specification Lead, includes any of Specification Lead's source code or binary code materials; "Licensor Name Space" shall mean the public class or interface declarations whose names begin with "java", "javax", "com.oracle", "com.sun" or their equivalents in any subsequent naming convention adopted by Oracle through the Java Community Process, or any recognized successors or replacements thereof; and "Technology Compatibility Kit" or "TCK" shall mean the test suite and accompanying TCK User's Guide provided by Specification Lead which corresponds to the Specification and that was available either (i) from Specification Lead's 120 days before the first release of Your Independent Implementation that allows its use for commercial purposes, or (ii) more recently than 120 days from such release but against which You elect to test Your implementation of the Specification.

This Agreement will terminate immediately without notice from Specification Lead if you breach the Agreement or act outside the scope of the licenses granted above.

DISCLAIMER OF WARRANTIES

THE SPECIFICATION IS PROVIDED "AS IS". SPECIFICATION LEAD MAKES NO REPRESENTATIONS OR WARRANTIES, EITHER EXPRESS OR IMPLIED, INCLUDING BUT NOT LIMITED TO, WARRANTIES OF MERCHANTABILITY, FITNESS FOR A PARTICULAR PURPOSE, NON-INFRINGEMENT (INCLUDING AS A CONSEQUENCE OF ANY PRACTICE OR IMPLEMENTATION OF THE SPECIFICATION), OR THAT THE CONTENTS OF THE SPECIFICATION ARE SUITABLE FOR ANY PURPOSE. This document does not represent any commitment to release or implement any portion of the Specification in any product. In addition, the Specification could include technical inaccuracies or typographical errors.

LIMITATION OF LIABILITY

TO THE EXTENT NOT PROHIBITED BY LAW, IN NO EVENT WILL SPECIFICATION LEAD OR ITS LICENSORS BE LIABLE FOR ANY DAMAGES, INCLUDING WITHOUT LIMITATION, LOST REVENUE, PROFITS OR DATA, OR FOR SPECIAL, INDIRECT, CONSEQUENTIAL, INCIDENTAL OR PUNITIVE DAMAGES, HOWEVER CAUSED AND REGARDLESS OF THE THEORY OF LIABILITY, ARISING OUT OF OR RELATED IN ANY WAY TO YOUR HAVING, IMPLEMENTING OR OTHERWISE USING THE SPECIFICATION, EVEN IF SPECIFICATION LEAD AND/OR ITS LICENSORS HAVE BEEN ADVISED OF THE POSSIBILITY OF SUCH DAMAGES.

You will indemnify, hold harmless, and defend Specification Lead and its licensors from any claims arising or resulting from: (i) your use of the Specification; (ii) the use or distribution of your Java application, applet and/or implementation; and/or (iii) any claims that later versions or releases of any Specification furnished to you are incompatible with the Specification provided to you under this license.

RESTRICTED RIGHTS LEGEND

U.S. Government: If this Specification is being acquired by or on behalf of the U.S. Government or by a U.S. Government prime contractor or subcontractor (at any tier), then the Government's rights in the Software and accompanying documentation shall be only as set forth in this license; this is in accordance with 48 C.F.R. 227.7201 through 227.7202-4 (for Department of Defense (DoD) acquisitions) and with 48 C.F.R. 2.101 and 12.212 (for non-DoD acquisitions).

REPORT

If you provide Specification Lead with any comments or suggestions concerning the Specification ("Feedback"), you hereby: (i) agree that such Feedback is provided on a non-proprietary and non-confidential basis, and (ii) grant Specification Lead a perpetual, non-exclusive, worldwide, fully paid-up, irrevocable license, with the right to sublicense through multiple levels of sublicensees, to incorporate, disclose, and use without limitation the Feedback for any purpose.

GENERAL TERMS

Any action related to this Agreement will be governed by California law and controlling U.S. federal law. The U.N. Convention for the International Sale of Goods and the choice of law rules of any jurisdiction will not apply.

The Specification is subject to U.S. export control laws and may be subject to export or import regulations in other countries. Licensee agrees to comply strictly with all such laws and regulations and acknowledges that it has the responsibility to obtain such licenses to export, re-export or import as may be required after delivery to Licensee.

This Agreement is the parties' entire agreement relating to its subject matter. It supersedes all prior or contemporaneous oral or written communications, proposals, conditions, representations and warranties and prevails over any conflicting or additional terms of any quote, order, acknowledgment, or other communication between the parties relating to its subject matter during the term of this Agreement. No modification to this Agreement will be binding, unless in writing and signed by an authorized representative of each party.

Contents

Chapter 1:

Introduction 1

- Target Audience 1
- Acknowledgments 1

Chapter 2:

Goals and Design Principles 3

Chapter 3:

Architectural Overview 5

- JavaMail Layered Architecture 5
- JavaMail Class Hierarchy 7
- The JavaMail Framework 8
- Major JavaMail API Components 10
 - The `Message` Class 10
 - Message Storage and Retrieval 10
 - Message Composition and Transport 11
 - The `Session` Class 11
- The JavaMail Event Model 11
- Using the JavaMail API 12

Chapter 4:

The Message Class 13

- The Part Interface 16
 - Message Attributes 16
 - The `ContentType` Attribute 16
- The Address Class 18
- The BodyPart Class 18
- The Multipart Class 19
- The Flags Class 22
- Message Creation And Transmission 23

Chapter 5:

The Mail Session 25

The Provider Registry	26
Resource Files	26
Provider	28
Protocol Selection and Defaults	28
Example Scenarios	29
Managing Security	30
Store and Folder URLs	31
Chapter 6:	
Message Storage And Retrieval	33
The Store Class	33
Store Events	34
The Folder Class	34
The FetchProfile Method	35
Folder Events	36
The Expunge Process	37
The Search Process	39
Chapter 7:	
The JavaBeans Activation Framework	41
Accessing the Content	41
Example: Message Output	42
Operating on the Content	43
Example: Viewing a Message	43
Example: Showing Attachments	43
Adding Support for Content Types	44
Chapter 8:	
Message Composition	45
Building a Message Object	45
Message Creation	45
Setting Message Attributes	46
Setting Message Content	47
Building a MIME Multipart Message	48
Chapter 9:	
Transport Protocols and Mechanisms	51
Obtaining the Transport Object	51
Transport Methods	51
Transport Events	52
ConnectionEvent	52

TransportEvent	53
Using The Transport Class	54
 Chapter 10:	
Internet Mail	55
The MimeMessage Class	56
The MimeBodyPart Class	57
The MimeMultipart Class	58
The MimeUtility Class	58
Content Encoding and Decoding	59
Header Encoding and Decoding	59
The ContentType Class	60
 Appendix A:	
Environment Properties	61
 Appendix B:	
Examples Using the JavaMail API	63
Example: Showing a Message	63
Example: Listing Folders	71
Example: Search a Folder for a Message	74
Example: Monitoring a Mailbox	79
Example: Sending a Message	80
 Appendix C:	
Message Security	83
Overview	83
Displaying an Encrypted/Signed Message	83
MultiPartEncrypted/Signed Classes	83
Reading the Contents	84
Verifying Signatures	84
Creating a Message	85
 Appendix D:	
Part and Multipart Class Diagram	87
 Appendix E:	
MimeMessage Object Hierarchy	89
 Appendix F:	
Features Added in JavaMail 1.1	91
The MessageContext Class and MessageAware Interface	91

- The `getMessageID` method 91
- Additions to the `InternetAddress` Class 92
- Additions to the `MimeUtility` Class 92
- New `SearchTerms` 92
- Additions to the `Folder` Class 93
- New `Service` Class 93

Appendix G:

Features Added in JavaMail 1.2 95

- Additions to the `MimeMessage` Class 95
- Additions to the `MimeMultipart` Class 96
- The `getRawInputStream` method 96
- Additions to the `InternetAddress` Class 96
- The `MailDateFormat` Class 97
- Additions to Exceptions and Events 97
- Additions to the `Session` Class 97
- Additions to the `MimeUtility` Class 98
- Additions for serializable `javax.mail.search` terms 98
- Additions to the `Store` Class 99
- New `ContentDisposition` Class 99
- New performance improvements 99
- Additions to the `ParameterList` class 100

Appendix H:

Features Added in JavaMail 1.3 101

- Add `setSender` and `getSender` methods to `MimeMessage` (4405115) 101
- Add `setContentID` method to `MimeBodyPart` (4377720) 102
- Add `mail.mime.charset` property (4377731) 102
- Add `getDeletedMessageCount` method to `Folder` (4388730) 102
- Support parsing illegal Internet addresses (4650940) 103
- Add `mail.mime.address.strict` property (4650940) 104
- Add `mail.mime.decodeText.strict` property (4201203) 105
- Add `mail.mime.encodeEOL.strict` property (4650949) 105
- Add `isGroup` and `getGroup` methods to `InternetAddress` (4650952) 105
- Support per-session debug output stream (4517686) 106

Appendix I:

Features Added in JavaMail 1.4 107

- Add `MimePart.setText(text, charset, subtype)` method (6300765) 107
- Add `mail.mime.encodeFilename` and `decodeFilename` properties (6300768) 108

Add <code>Service.connect(user, password)</code> (6300771)	108
Add <code>mail.mime.multipart.ignoremissingendboundary</code> <code>System</code> property (4971381)	109
Add <code>MimeMultipart.isComplete()</code> <code>method</code> (6300811)	110
Add <code>mail.mime.multipart.ignoremissingboundaryparameter</code> <code>property</code> (6300814)	110
Add <code>MimeMultipart.getPreamble</code> and <code>setPreamble</code> <code>methods</code> (6300828)	111
Add <code>MimeMessage.updateMessageID()</code> <code>protected method</code> (6300831)	111
Add <code>MimeMessage.createMimeMessage()</code> <code>protected method</code> (6300833)	112
Make the <code>part</code> <code>field</code> of <code>MimePartDataSource</code> <code>protected</code> (6300834)	112
<code>Folder.getSeparator</code> <code>should not require the folder to exist</code> (6301381)	113
Add <code>PreencodedMimeBodyPart</code> <code>class</code> (6301386)	113
Add <code>MimeBodyPart.attachFile</code> and <code>saveFile</code> <code>methods</code> (6301390)	114
Add <code>MimeUtility.fold</code> and <code>unfold</code> <code>methods</code> (6302118)	115
Allow more control over headers in <code>InternetHeaders</code> <code>object</code> (6302832)	116
Allow applications to dynamically register new protocol providers (6302835)	116
Allow applications to dynamically register address type mappings (4377727)	117
<code>ParameterList</code> <code>class</code> <code>should support non US-ASCII parameters</code> (4107342)	117
Standard interface for <code>Stores</code> that support quotas (6304051)	118
Add <code>ByteArrayDataSource</code> <code>class</code> (4623517)	120
Add <code>SharedByteArrayInputStream</code> <code>class</code> (6304189)	122
Add <code>SharedFileInputStream</code> <code>class</code> (6304193)	123

Appendix J:

Features Added in `JavaMail 1.5` 129

Add <code>FetchProfile.Item.SIZE</code> (37)	129
Fix <code>protected</code> fields in final classes in <code>javax.mail.search</code> (38)	129
Add <code>MimeMultipart(String subtype, BodyPart... bps)</code> <code>constructor</code> (39)	130
Exceptions <code>should support exception chaining</code> (40)	130
<code>ParameterList</code> <code>needs to support use by IMAP</code> (41)	133
<code>ContentType</code> and <code>ContentDisposition.toString</code> <code>should never return null</code> (42)	133
Add <code>Transport.send(msg, username, password)</code> <code>method</code> (44)	134
Add <code>MimeMessage.setFrom(String)</code> <code>method</code> (45)	135
Add <code>Message.getSession()</code> <code>method</code> (46)	135
<code>MimeBodyPart.attachFile</code> <code>should set the disposition to ATTACHMENT</code> (47)	136
Add <code>MimeMessage.reply(replyToAll, setAnswered)</code> <code>method</code> (48)	137
Add additional “next” <code>methods</code> to <code>HeaderTokenizer</code> (49)	137
Add <code>@MailSessionDefinition</code> and <code>@MailSessionDefinitions</code> for <code>Java EE 7</code> (51)	138
Make <code>cachedContent</code> <code>field</code> <code>protected</code> in <code>MimeMessage</code> and <code>MimeBodyPart</code> (52)	140
Make <code>MimeMultipart</code> <code>fields</code> <code>protected</code> to allow subclassing (53)	141

- Need simple way to override MIME type and encoding of attachment (55) 143
- Enable RFC 2231 support by default (56) 144

Appendix K:

Features Added in JavaMail 1.6 147

- MailSessionDefinition should use Repeatable annotation for Java EE 8 (226) 147
- MimeMessage.updateHeaders should set Date header if not already set (77) 147
- Update public API to use generics (232) 148
- MailDateFormat changes for version 1.6 (174) 151
- Store, Transport, and Folder should implement AutoCloseable (159) 153
- The UIDFolder interface should have a getter for UIDNEXT (104) 154
- The UIDFolder interface should have a MAXUID constant (244) 155
- MimeMultipart should throw ParseException for parsing errors (75) 155
- Support addressing i18n via RFC 6530/6531/6532 (93) 156
- Look for resource files in <java.home>/conf on JDK 1.9 (247) 158
- Flags convenience methods (249) 159

Chapter 1:

Introduction

In the years since its first release, the Java™ programming language has matured to become a platform. The Java platform has added functionality, including distributed computing with RMI and CORBA, and a component architecture (JavaBeans™). Java applications have also matured, and many need an addition to the Java platform: a mail and messaging framework. The JavaMail™ API described in this specification satisfies that need.

The JavaMail API provides a set of abstract classes defining objects that comprise a mail system. The API defines classes like Message, Store and Transport. The API can be extended and can be subclassed to provide new protocols and to add functionality when necessary.

In addition, the API provides concrete subclasses of the abstract classes. These subclasses, including MimeMessage and MimeBodyPart, implement widely used Internet mail protocols and conform to specifications RFC822 and RFC2045. They are ready to be used in application development.

Target Audience

The JavaMail API is designed to serve several audiences:

- ? Client, server, or middleware developers interested in building mail and messaging applications using the Java programming language.
- ? Application developers who need to “mail-enable” their applications.
- ? Service Providers who need to implement specific access and transfer protocols. For example; a telecommunications company can use the JavaMail API to implement a PAGER Transport protocol that sends mail messages to alphanumeric pagers.

Acknowledgments

The authors of this specification are John Mani, Bill Shannon, Max Spivak, Kapono Carter and Chris Cotton.

We would like to acknowledge the following people for their comments and feedback on the initial drafts of this document:

- ? Terry Cline, John Russo, Bill Yeager and Monica Gaines: Sun Microsystems.
- ? Arn Perkins and John Ragan: Novell, Inc.

- Nick Shelness: Lotus Development Corporation.
- Juerg von Kaenel: IBM Corporation.
- Prasad Yendluri, Jamie Zawinski, Terry Weissman and Gena Cunanan: Netscape Communications Corporation.

Chapter 2:

Goals and Design Principles

The JavaMail API is designed to make adding electronic mail capability to simple applications easy, while also supporting the creation of sophisticated user interfaces. It includes appropriate convenience classes which encapsulate common mail functions and protocols. It fits with other packages for the Java platform in order to facilitate its use with other Java APIs, and it uses familiar programming models.

The JavaMail API is therefore designed to satisfy the following development and runtime requirements:

- ✧ Simple, straightforward class design is easy for a developer to learn and implement.
- ✧ Use of familiar concepts and programming models support code development that interfaces well with other Java APIs.
 - ✧ Uses familiar exception-handling and JDK 1.1 event-handling programming models.
 - ✧ Uses features from the JavaBeans Activation Framework (JAF) to handle access to data based on data-type and to facilitate the addition of data types and commands on those data types. The JavaMail API provides convenience functions to simplify these coding tasks.
- ✧ Lightweight classes and interfaces make it easy to add basic mail-handling tasks to any application.
- ✧ Supports the development of robust mail-enabled applications, that can handle a variety of complex mail message formats, data types, and access and transport protocols.

The JavaMail API draws heavily from IMAP, MAPI, CMC, c-client and other messaging system APIs: many of the concepts present in these other systems are also present in the JavaMail API. It is simpler to use because it uses features of the Java programming language not available to these other APIs, and because it uses the Java programming language's object model to shelter applications from implementation complexity.

The JavaMail API design is driven by the needs of the applications it supports—but it is also important to consider the needs of API implementors. It is critically important to enable the implementation of messaging systems written using the Java programming language that interoperate with existing messaging systems—especially Internet mail. It is also important to anticipate the development of new messaging systems. The JavaMail API conforms to current standards while not being so constrained by current standards that it stifles future innovation.

The JavaMail API supports many different messaging system implementations—different message stores, different message formats, and different message transports. The JavaMail API provides a set of base classes and interfaces that define the API for client applications. Many simple applications will only need to interact with the messaging system through these base classes and interfaces.

JavaMail subclasses can expose additional messaging system features. For instance, the `MimeMessage` subclass exposes and implements common characteristics of an Internet mail message, as defined by RFC822 and MIME standards. Developers can subclass JavaMail classes to provide the implementations of particular messaging systems, such as IMAP4, POP3, and SMTP.

The base JavaMail classes include many convenience APIs that simplify use of the API, but don't add any functionality. The implementation subclasses are not required to implement those convenience methods. The implementation subclasses must implement only the core classes and methods that provide functionality required for the implementation.

Alternately, a messaging system can choose to implement all of the JavaMail API directly, allowing it to take advantage of performance optimizations, perhaps through use of batched protocol requests. The IMAP4 protocol implementation takes advantage of this approach.

The JavaMail API uses the Java programming language to good effect to strike a balance between simplicity and sophistication. Simple tasks are easy, and sophisticated functionality is possible.

Chapter 3:

Architectural Overview

This section describes the JavaMail architecture, defines major classes and interfaces comprising that architecture, and lists major functions that the architecture implements.

JavaMail provides elements that are used to construct an interface to a messaging system, including system components and interfaces. While this specification does not define any specific implementation, JavaMail does include several classes that implement RFC822 and MIME Internet messaging standards. These classes are delivered as part of the JavaMail class package.

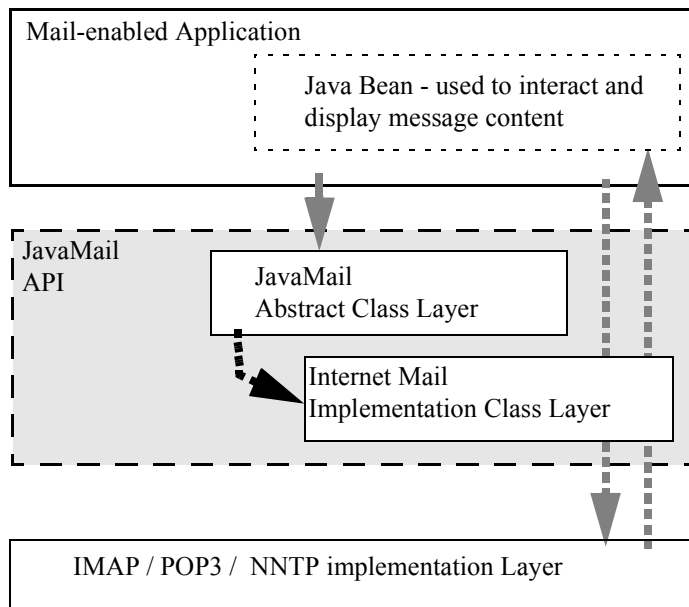
JavaMail Layered Architecture

The JavaMail architectural components are layered as shown below:

- ⌚ The *Abstract Layer* declares classes, interfaces and abstract methods intended to support mail handling functions that all mail systems support. API elements comprising the Abstract Layer are intended to be subclassed and extended as necessary in order to support standard data types, and to interface with message access and message transport protocols as necessary.
- ⌚ The internet *implementation layer* implements part of the abstract layer using internet standards - RFC822 and MIME.
- ⌚ JavaMail uses the JavaBeans Activation Framework (JAF) in order to encapsulate message data, and to handle commands intended to interact with that data. Interaction with message data should take place via JAF-aware JavaBeans, which are not provided by the JavaMail API.

JavaMail clients use the JavaMail API and Service Providers implement the JavaMail API. The layered design architecture allows clients to use the same JavaMail API calls to send, receive and store a variety of messages using different data-types from different message stores and using different message transport protocols.

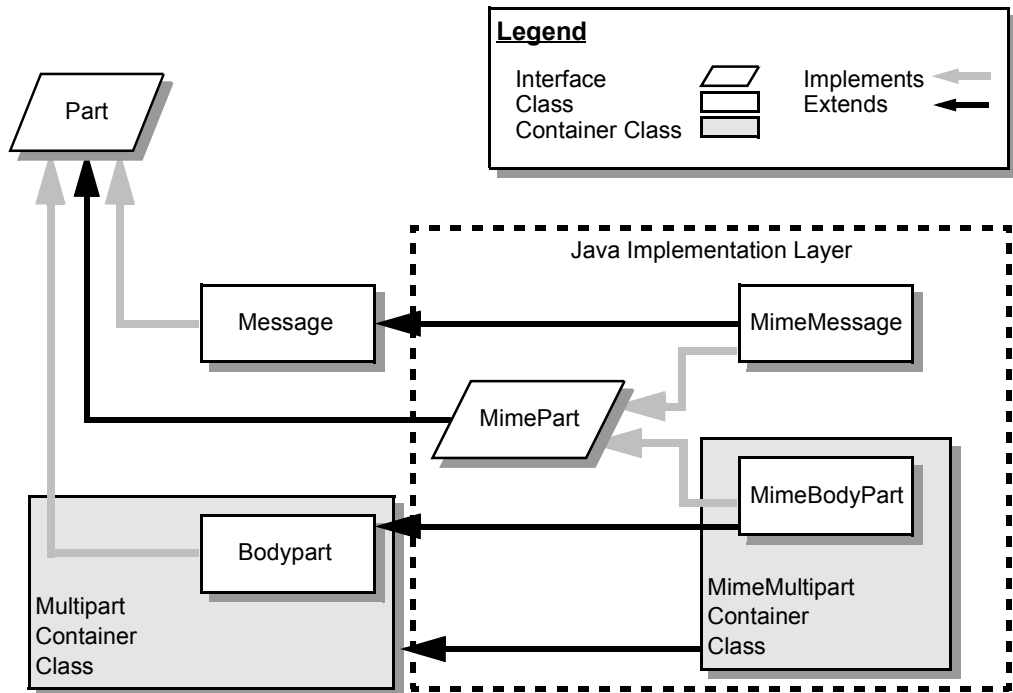
FIGURE 3-1



JavaMail Class Hierarchy

The figure below shows major classes and interfaces comprising the JavaMail API. See [“Major JavaMail API Components” on page 10](#) for brief descriptions of all components shown on this diagram.

FIGURE 3-2



The JavaMail Framework

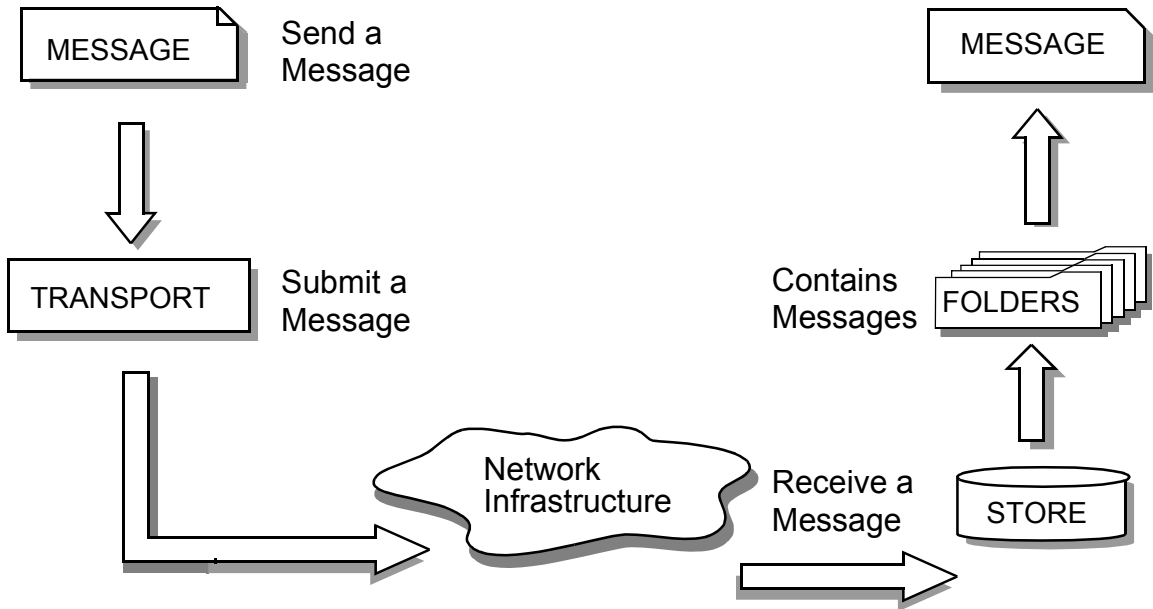
The JavaMail API is intended to perform the following functions, which comprise the standard mail handling process for a typical client application:

- Create a mail message consisting of a collection of header attributes and a block of data of some known data type as specified in the `Content-Type` header field. JavaMail uses the `Part` interface and the `Message` class to define a mail message. It uses the JAF-defined `DataHandler` object to contain data placed in the message.
- Create a `Session` object, which authenticates the user, and controls access to the message store and transport.
- Send the message to its recipient list.
- Retrieve a message from a message store.
- Execute a high-level command on a retrieved message. High-level commands like *view* and *print* are intended to be implemented via JAF-Aware JavaBeans.

Note – The JavaMail framework does not define mechanisms that support message delivery, security, disconnected operation, directory services or filter functionality.

This figure illustrates the JavaMail message-handling process.

FIGURE 3-3



Major JavaMail API Components

This section reviews major components comprising the JavaMail architecture.

The Message Class

The `Message` class is an abstract class that defines a set of attributes and a content for a mail message. Attributes of the `Message` class specify addressing information and define the structure of the content, including the content type. The content is represented as a `DataHandler` object that wraps around the actual data.

The `Message` class implements the `Part` interface. The `Part` interface defines attributes that are required to define and format data content carried by a `Message` object, and to interface successfully to a mail system. The `Message` class adds `From`, `To`, `Subject`, `Reply-To`, and other attributes necessary for message routing via a message transport system. When contained in a folder, a `Message` object has a set of flags associated with it. JavaMail provides `Message` subclasses that support specific messaging implementations.

The content of a message is a collection of bytes, or a reference to a collection of bytes, encapsulated within a `Message` object. JavaMail has no knowledge of the data type or format of the message content. A `Message` object interacts with its content through an intermediate layer—the JavaBeans Activation Framework (JAF). This separation allows a `Message` object to handle any arbitrary content and to transmit it using any appropriate transmission protocol by using calls to the same API methods. The message recipient usually knows the content data type and format and knows how to handle that content.

The JavaMail API also supports multipart `Message` objects, where each `Bodypart` defines its own set of attributes and content.

Message Storage and Retrieval

Messages are stored in `Folder` objects. A `Folder` object can contain subfolders as well as messages, thus providing a tree-like folder hierarchy. The `Folder` class declares methods that fetch, append, copy and delete messages. A `Folder` object can also send events to components registered as event listeners.

The `Store` class defines a database that holds a folder hierarchy together with its messages. The `Store` class also specifies the *access* protocol that accesses folders and retrieves messages stored in folders. The `Store` class also provides methods to establish a connection to the database, to fetch folders and to close a connection. Service providers implementing Message Access protocols (IMAP4, POP3, etc.) start off by subclassing the `Store` class. A user typically starts a session with the mail system by connecting to a particular `Store` implementation.

Message Composition and Transport

A client creates a new message by instantiating an appropriate `Message` subclass. It sets attributes like the recipient addresses and the subject, and inserts the content into the `Message` object. Finally, it sends the `Message` by invoking the `Transport.send` method.

The `Transport` class models the transport agent that routes a message to its destination addresses. This class provides methods that send a message to a list of recipients. Invoking the `Transport.send` method with a `Message` object identifies the appropriate transport based on its destination addresses.

The Session Class

The `Session` class defines global and per-user mail-related properties that define the interface between a mail-enabled client and the network. JavaMail system components use the `Session` object to set and get specific properties. The `Session` class also provides a default authenticated session object that desktop applications can share. The `Session` class is a final concrete class. It cannot be subclassed.

The `Session` class also acts as a factory for `Store` and `Transport` objects that implement specific access and transport protocols. By calling the appropriate factory method on a `Session` object, the client can obtain `Store` and `Transport` objects that support specific protocols.

The JavaMail Event Model

The JavaMail event model conforms to the JDK 1.1 event-model specification, as described in the JavaBeans Specification. The JavaMail API follows the design patterns defined in the JavaBeans Specification for naming events, event methods and event listener registration.

All events are subclassed from the `MailEvent` class. Clients listen for specific events by registering themselves as listeners for those events. Events notify listeners of state changes as a session progresses. During a session, a JavaMail component generates a specific event-type to notify objects registered as listeners for that event-type. The JavaMail `Store`, `Folder`, and `Transport` classes are event sources. This specification describes each specific event in the section that describes the class that generates that event.

Using the JavaMail API

This section defines the syntax and lists the order in which a client application calls some JavaMail methods in order to access and open a message located in a folder:

1. A JavaMail client typically begins a mail handling task by obtaining a JavaMail Session object.

```
Session session = Session.getInstance(props, authenticator);
```

2. The client uses the Session object's `getStore` method to connect to the default store. The `getStore` method returns a Store object subclass that supports the access protocol defined in the user properties object, which will typically contain per-user preferences.

```
Store store = session.getStore();  
store.connect();
```

3. If the connection is successful, the client can list available folders in the Store, and then fetch and view specific Message objects.

```
// get the INBOX folder  
Folder inbox = store.getFolder("INBOX");  
  
// open the INBOX folder  
inbox.open(Folder.READ_WRITE);  
  
Message m = inbox.getMessage(1);           // get Message # 1  
String subject = m.getSubject();           // get Subject  
Object content = m.getContent();          // get content  
...  
...
```

4. Finally, the client closes all open folders, and then closes the store.

```
inbox.close();                             // Close the INBOX  
store.close();                             // Close the Store
```

See [“Examples Using the JavaMail API” on page 63](#) for a more complete example.

*Chapter 4:**The Message Class*

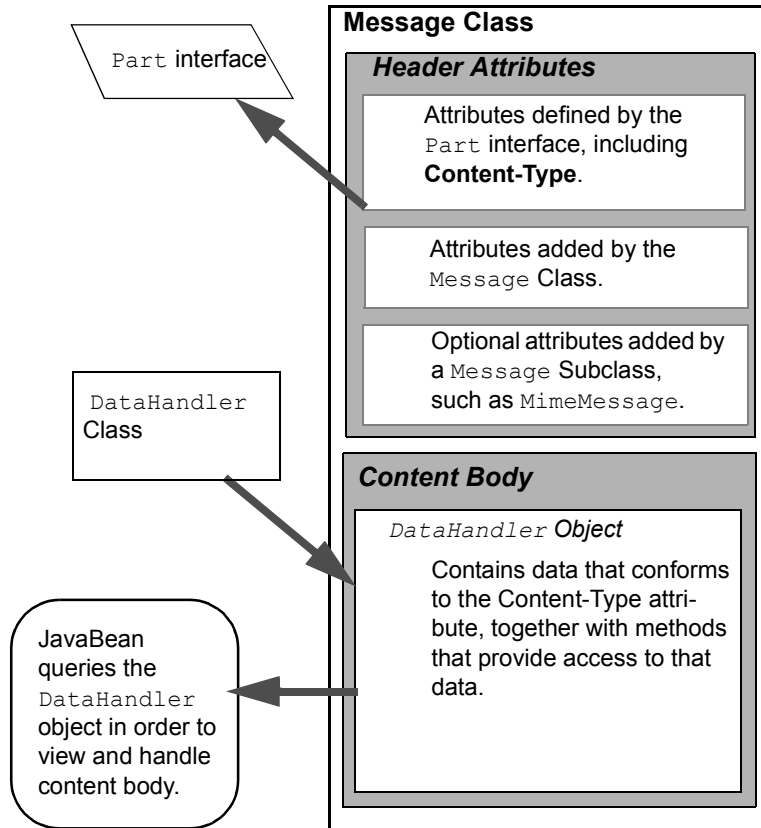
The `Message` class defines a set of attributes and a content for a mail message. `Message` attributes specify message addressing information and define the structure of the content, including the content type. The content is represented by a `DataHandler` object that wraps around the actual data. The `Message` class is an abstract class that implements the `Part` interface.

Subclasses of the `Message` classes can implement several standard message formats. For example, the JavaMail API provides the `MimeMessage` class, that extends the `Message` class to implement the RFC822 and MIME standards. Implementations can typically construct themselves from byte streams and generate byte streams for transmission.

A `Message` subclass instantiates an object that holds message content, together with attributes that specify addresses for the sender and recipients, structural information about the message, and the content type of the message body. Messages placed into a folder also have a set of flags that describe the state of the message within the folder.

The figure below illustrates the structure of the `Message` class.

FIGURE 4-1



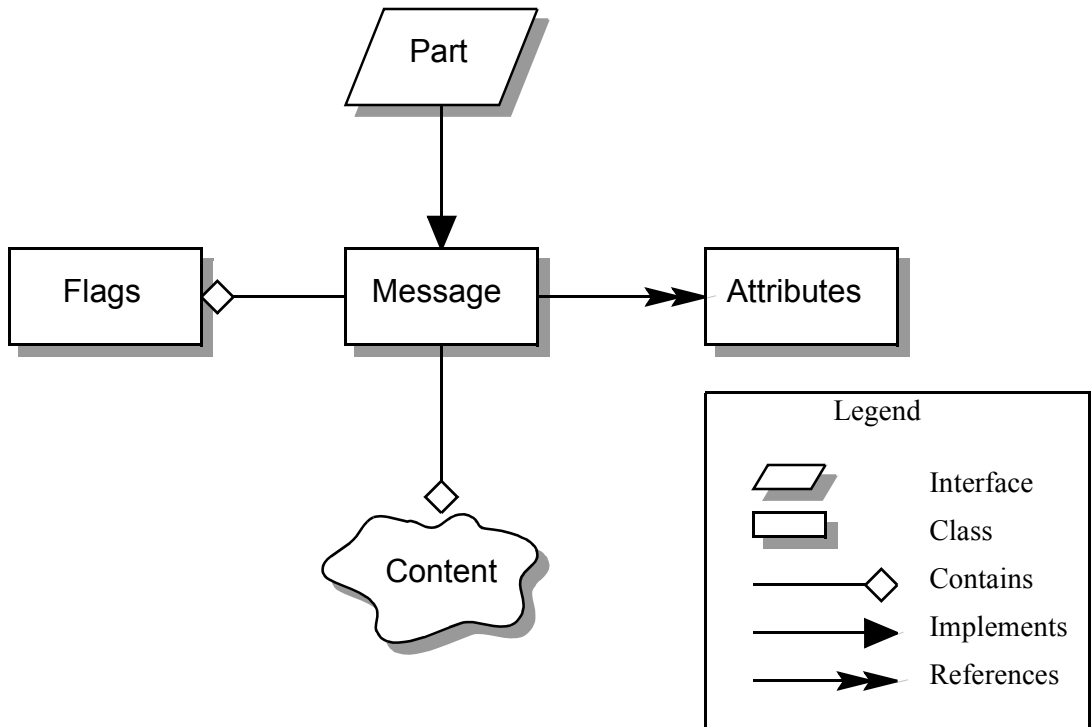
The `Message` object has no direct knowledge of the nature or semantics of its content. This separation of structure from content allows the message object to contain any arbitrary content.

`Message` objects are either retrieved from a `Folder` object or constructed by instantiating a new `Message` object of the appropriate subclass. Messages stored within a `Folder` object are sequentially numbered, starting at one. An assigned message number can change when the folder is expunged, since the expunge operation removes deleted messages from the folder and also rennumbers the remaining messages.

A `Message` object can contain multiple parts, where each part contains its own set of attributes and content. The content of a multipart message is a `Multipart` object that contains `BodyPart` objects representing each individual part. The `Part` interface defines the structural and semantic similarity between the `Message` class and the `BodyPart` class.

The figure below illustrates a Message instance hierarchy, where the message contains attributes, a set of flags, and content. See [“MimeMessage Object Hierarchy” on page 89](#) for an illustration of the MimeMessage object hierarchy.

FIGURE 4-2



The Message class provides methods to perform the following tasks:

- Get, set and create its attributes and content:

```

public String getSubject() throws MessagingException;

public void setSubject(String subject)
    throws MessagingException;

public String[] getHeader(String name)
    throws MessagingException;

public void setHeader(String name, String value)
    throws MessagingException;

public Object getContent()
    throws MessagingException;
  
```

```
public void setContent(Object content, String type)
    throws MessagingException
```

- 7 Save changes to its containing folder.

```
public void saveChanges()
    throws MessagingException;
```

This method also ensures that the Message header fields are updated to be consistent with the changed message contents.

- 7 Generate a bytestream for the Message object.

```
public void writeTo(OutputStream os)
    throws IOException, MessagingException;
```

This byte stream can be used to save the message or send it to a Transport object.

The Part Interface

The Part interface defines a set of standard headers common to most mail systems, specifies the data-type assigned to data comprising a content block, and defines set and get methods for each of these members. It is the basic data component in the JavaMail API and provides a common interface for both the Message and BodyPart classes. See the JavaMail API (Javadoc) documentation for details.

Note – A Message object can not be contained directly in a Multipart object, but must be embedded in a BodyPart first.

Message Attributes

The Message class adds its own set of standard attributes to those it inherits from the Part interface. These attributes include the sender and recipient addresses, the subject, flags, and sent and received dates. The Message class also supports non-standard attributes in the form of headers. See the JavaMail API (Javadoc) Documentation for the list of standard attributes defined in the Message class. Not all messaging systems will support arbitrary headers, and the availability and meaning of particular header names is specific to the messaging system implementation.

The ContentType Attribute

The contentType attribute specifies the data type of the content, following the MIME typing specification (RFC 2045). A MIME type is composed of a primary type that declares the general type of the content, and a subtype that specifies a specific format for the content. A MIME type also includes an optional set of type-specific parameters.

JavaMail API components can access content via these mechanisms:

As an input stream	The <code>Part</code> interface declares the <code>getInputStream</code> method that returns an input stream to the content. Note that <code>Part</code> implementations must decode any mail-specific transfer encoding before providing the input stream.
As a <code>DataHandler</code> object	The <code>Part</code> interface declares the <code>getDataHandler</code> method that returns a <code>javax.activation.DataHandler</code> object that wraps around the content. The <code>DataHandler</code> object allows clients to discover the operations available to perform on the content, and to instantiate the appropriate component to perform those operations. See “The JavaBeans Activation Framework” on page 41 for details describing the data typing framework
As an object in the Java programming language	The <code>Part</code> interface declares the <code>getContent</code> method that returns the content as an object in the Java programming language. The type of the returned object is dependent on the content’s data type. If the content is of type <code>multipart</code> , the <code>getContent</code> method returns a <code>Multipart</code> object, or a <code>Multipart</code> subclass object. The <code>getContent</code> method returns an input stream for unknown content-types. Note that the <code>getContent</code> method uses the <code>DataHandler</code> internally to obtain the native form.

The `setDataHandler(DataHandler)` method specifies content for a new `Part` object, as a step toward the construction of a new message. The `Part` also provides some convenience methods to set up most common content types.

`Part` provides the `writeTo` method that writes its byte stream in mail-safe form suitable for transmission. This byte stream is typically an aggregation of the `Part` attributes and the byte stream for its content.

The Address Class

The `Address` class represents email addresses. The `Address` class is an abstract class. Subclasses provide implementation-specific semantics.

The BodyPart Class

The `BodyPart` class is an abstract class that implements the `Part` interface in order to define the attribute and content body definitions that `Part` declares. It does not declare attributes that set `From`, `To`, `Subject`, `ReplyTo`, or other address header fields, as a `Message` object does.

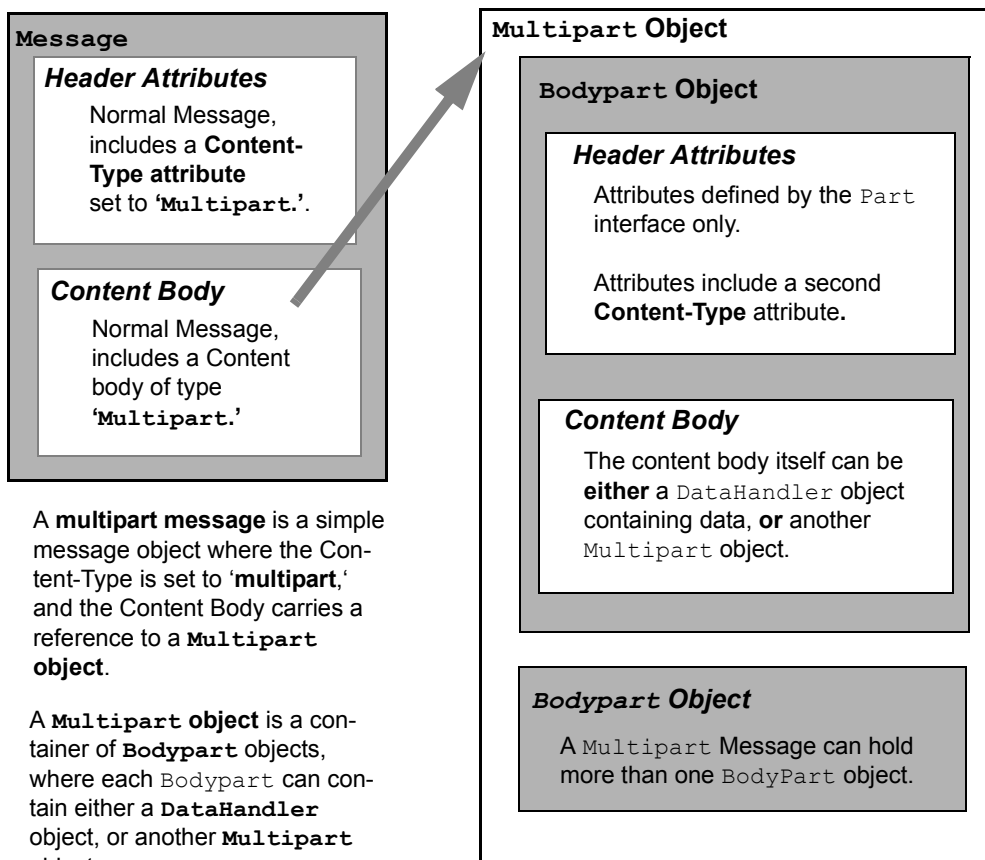
A `BodyPart` object is intended to be inserted into a `Multipart` container, later accessed via a multipart message.

The Multipart Class

The `Multipart` class implements multipart messages. A multipart message is a `Message` object where the content-type specifier has been set to *multipart*. The `Multipart` class is a container class that contains objects of type `Bodypart`. A `Bodypart` object is an instantiation of the `Part` interface—it contains either a new `Multipart` container object, or a `DataHandler` object.

The figure below illustrates the structure and content of a multipart message:

FIGURE 4-3

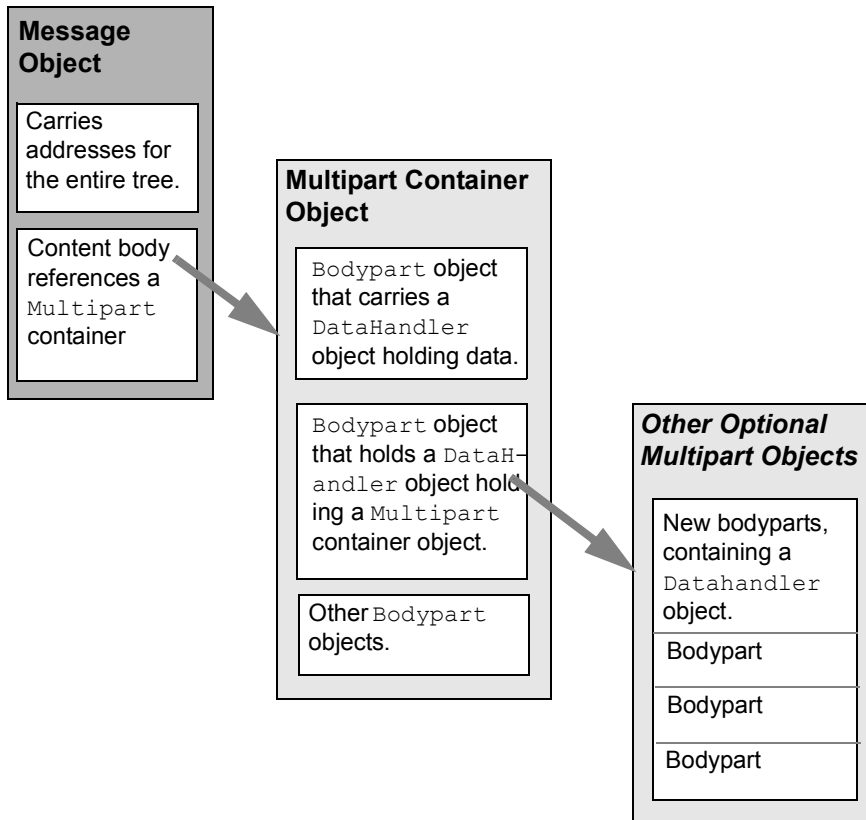


A **multipart message** is a simple message object where the Content-Type is set to 'multipart,' and the Content Body carries a reference to a **Multipart object**.

A **Multipart object** is a container of **Bodypart** objects, where each `Bodypart` can contain either a `DataHandler` object, or another **Multipart** object.

Note that `Multipart` objects can be nested to any reasonable depth within a multipart message, in order to build an appropriate structure for data carried in `DataHandler` objects. Therefore, it is important to check the `ContentType` header for each `BodyPart` element stored within a `Multipart` container. The figure below illustrates a typical nested `Multipart` message.

FIGURE 4-4



Typically, the client calls the `getContentType` method to get the content type of a message. If `getContentType` returns a MIME-type whose primary type is multipart, then the client calls `getContent` to get the `Multipart` container object.

The `Multipart` object supports several methods that get, create, and remove individual `BodyPart` objects.

```

public int getCount() throws MessagingException;

public Body getBodyPart(int index)
    throws MessagingException;

```

```
public void addBodyPart(BodyPart part)
    throws MessagingException;

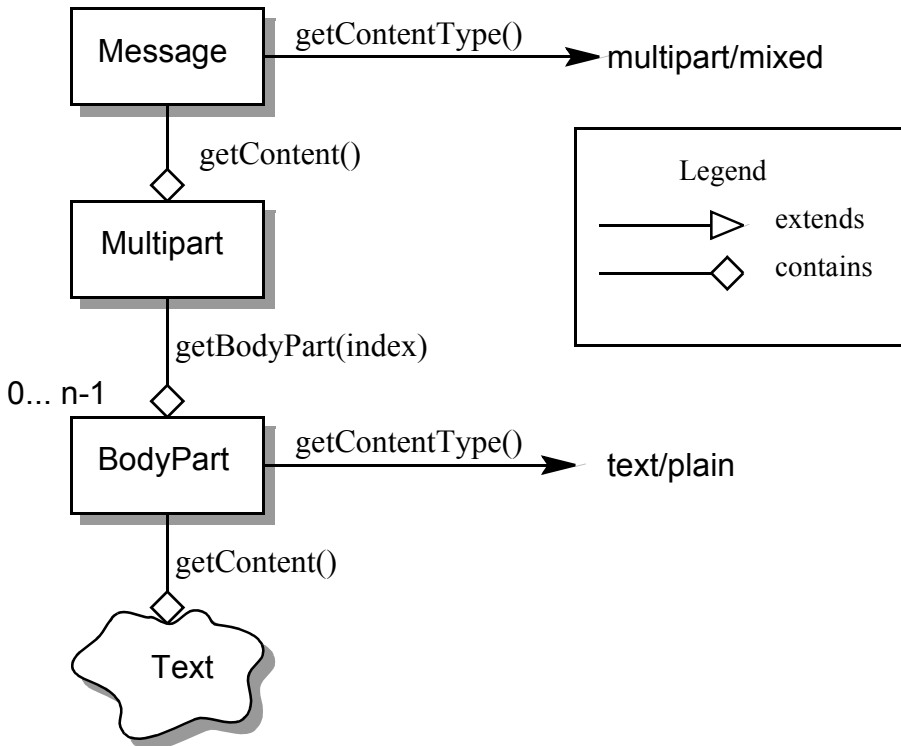
public void removeBodyPart(BodyPart body)
    throws MessagingException;

public void removeBodyPart(int index)
    throws MessagingException;
```

The Multipart class implements the `javax.beans.DataSource` interface. It can act as the `DataSource` object for `javax.beans.DataHandler` and `javax.beans.DataContentHandler` objects. This allows message-aware content handlers to handle multipart data sources more efficiently, since the data has already been parsed into individual parts.

This diagram illustrates the structure of a multipart message, and shows calls from the associated `Message` and `Multipart` objects, for a typical call sequence returning a `BodyPart` containing text/plain content.

FIGURE 4-5



In this figure, the `ContentType` attribute of a `Message` object indicates that it holds a multipart content. Use the `getContent` method to obtain the `Multipart` object.

This code sample below shows the retrieval of a `Multipart` object. See [“Examples Using the JavaMail API” on page 63](#) for examples that traverse a multipart message and examples that create new multipart messages.

```
Multipart mp = (Multipart)message.getContent();

int count = mp.getCount();
BodyPart body_part;

for (int i = 0; i < count; i++)
    body_part = mp.getBodyPart(i);
```

The Flags Class

Flags objects carry flag settings that describe the state of a `Message` object within its containing folder. The `Message.getFlags` method returns a `Flags` object that holds all the flags currently set for that message.

The `setFlags(Flags f, boolean set)` method sets the specified flags for that message. The `add(Flags.Flag f)` method on a `Flags` object sets the specified flag; the `contains(Flags.Flag f)` method returns whether the specified flag is set.

ANSWERED	Clients set this flag to indicate that this message has been answered.
DRAFT	Indicates that this message is a draft.
FLAGGED	No defined semantics. Clients can use this flag to mark a message in some user-defined manner.
RECENT	This message is newly arrived in this folder. This flag is set when the message is first delivered into the folder and cleared when the containing folder is closed. Clients cannot set this flag.
SEEN	Marks a message that has been opened. A client sets this flag implicitly when the message contents are retrieved.
DELETED	Allows undoable message deletion. Setting this flag for a message marks it deleted but does not physically remove the message from its folder. The client calls the <code>expunge</code> method on a folder to remove all deleted messages in that folder.

Note that a folder is not guaranteed to support either standard system flags or arbitrary user flags. The `getPermanentFlags` method in a folder returns a `Flags` object that contains all the system flags supported by that `Folder` implementation. The presence of the special `USER` flag indicates that the client can set arbitrary user-definable flags on any message belonging to this folder.

Message Creation And Transmission

The `Message` class is abstract, so an appropriate subclass must be instantiated to create a new `Message` object. A client creates a message by instantiating an appropriate `Message` subclass.

For example, the `MimeMessage` subclass handles Internet email messages. Typically, the client application creates an email message by instantiating a `MimeMessage` object, and passing required attribute values to that object. In an email message, the client defines `Subject`, `From`, and `To` attributes. The client then passes message content into the `MimeMessage` object by using a suitably configured `DataHandler` object. See [“Message Composition” on page 45](#) for details.

After the `Message` object is constructed, the client calls the `Transport.send` method to route it to its specified recipients. See [“Transport Protocols and Mechanisms” on page 51](#) for a discussion of the transport process.

Chapter 5:

The Mail Session

A mail `Session` object manages the configuration options and user authentication information used to interact with messaging systems.

The JavaMail API supports simultaneous multiple sessions. Each session can access multiple message stores and transports. Any desktop application that needs to access the current primary message store can share the default session. Typically the mail-enabled application establishes the default session, which initializes the authentication information necessary to access the user's `Inbox` folder. Other desktop applications then use the default session when sending or accessing mail on behalf of the user. When sharing the session object, all applications share authentication information, properties, and the rest of the state of the object.

For example,

- To create a `Session` using a static factory method:

```
Session session = Session.getInstance(props, authenticator);
```
- To create the default shared session, or to access the default shared session:

```
Session defaultSession =  
    Session.getDefaultInstance(props, authenticator);
```

The `Properties` object that initializes the `Session` contains default values and other configuration information. It is expected that clients using the APIs set the values for the listed properties, especially `mail.host`, `mail.user`, and `mail.from`, since the defaults are unlikely to work in all cases. See [“Environment Properties” on page 61](#) for a list of properties used by the JavaMail APIs and their defaults.

Some messaging system implementations can use additional properties. Typically the properties object contains user-defined customizations in addition to system-wide defaults. Mail-enabled application logic determines the appropriate set of properties. Lacking a specific requirement, the application can use the system properties object retrieved from the `System.getProperties` method.

The `Authenticator` object controls security aspects for the `Session` object. The messaging system uses it as a callback mechanism to interact with the user when a password is required to login to a messaging system. It indirectly controls access to the default session, as described below.

Clients using JavaMail can register `PasswordAuthentication` objects with the `Session` object for use later in the session or for use by other users of the same session. Because `PasswordAuthentication` objects contain passwords, access to this information

must be carefully controlled. Applications that create `Session` objects must restrict access to those objects appropriately. In addition, the `Session` class shares some responsibility for controlling access to the default session object.

The first call to the `getDefaultInstance` method creates a new `Session` object and associates it with the `Authenticator` object. Subsequent calls to the `getDefaultInstance` method compare the `Authenticator` object passed in with the `Authenticator` object saved in the default session. Access to the default session is allowed if both objects have been loaded by the same class loader. Typically, this is the case when both the default session creator and the program requesting default session access are in the same "security domain." Also, if both objects are `null`, access is allowed. Using `null` to gain access is discouraged, because this allows access to the default session from any security domain.

A mail-enabled client uses the `Session` object to retrieve a `Store` or `Transport` object in order to read or send mail. Typically, the client retrieves the default `Store` or `Transport` object based on properties loaded for that session:

```
Store store = session.getStore();
```

The client can override the session defaults and access a `Store` or `Transport` object that implements a particular protocol.

```
Store store = session.getStore("imap");
```

See “[The Provider Registry](#)” on page 26 for details.

Implementations of `Store` and `Transport` objects will be told the session to which they have been assigned. They can then make the `Session` object available to other objects contained within this `Store` or `Transport` objects using application-dependent logic.

The Provider Registry

The Provider Registry allows providers to register their protocol implementations to be used by JavaMail APIs. It provides a mechanism for discovering available protocol, for registering new protocols, and for specifying default implementations.

Resource Files

The providers for JavaMail APIs are configured using the following files:

- `javamail.providers` and `javamail.default.providers`
- `javamail.address.map` and `javamail.default.address.map`

Each `javamail.X` resource file is searched in the following order:

1. `java.home/lib/javamail.X`
2. `META-INF/javamail.X`
3. `META-INF/javamail.default.X`

The first method allows the user to include their own version of the resource file by placing it in the `lib` directory where the `java.home` property points. The second method allows an application that uses the JavaMail APIs to include their own resource files in their application's or jar file's `META-INF` directory. The `javamail.default.x` default files are part of the JavaMail `mail.jar` file.

File location depends upon how the `ClassLoader.getResource` method is implemented. Usually, the `getResource` method searches through `CLASSPATH` until it finds the requested file and then stops. JDK 1.2 and newer allows all resources of a given name to be loaded from all elements of the `CLASSPATH`. However, this only affects method two, above; method one is loaded from a specific location (if allowed by the `SecurityManager`) and method three uses a different name to ensure that the default resource file is always loaded successfully.

The ordering of entries in the resource files matters. If multiple entries exist, the first entries take precedence over the latter entries as the initial defaults. For example, the first IMAP provider found will be set as the default IMAP implementation until explicitly changed by the application.

The user- or system-supplied resource files augment, they do not override, the default files included with the JavaMail APIs. This means that all entries in all files loaded will be available.

`javamail.providers` *and* `javamail.default.providers`

These resource files specify the stores and transports that are available on the system, allowing an application to "discover" what store and transport implementations are available. The protocol implementations are listed one per line. The file format defines four attributes that describe a protocol implementation. Each attribute is an "="-separated name-value pair with the name in lowercase. Each name-value pair is semi-colon (";") separated.

TABLE 5-1 Protocol Attributes

Name	Description
<code>protocol</code>	Name assigned to protocol. For example, 'smtp' for Transport.
<code>type</code>	Valid entries are "store" and "transport".
<code>class</code>	Class name that implements this protocol.
<code>vendor</code>	Optional string identifying the vendor.
<code>version</code>	Optional string identifying the version.

Here's an example of `META-INF/javamail.default.providers` file contents:

```
protocol=imap; type=store; class=com.sun.mail.imap.IMAPStore; vendor=Sun;
```

```
protocol=smtp; type=transport; class=com.sun.mail.smtp.SMTPTransport;
```

`javamail.address.map` and `javamail.default.address.map`

These resource files map transport address types to the transport protocol. The `javax.mail.Address.getType()` method returns the address type. The `javamail.address.map` file maps the transport type to the protocol. The file format is a series of name-value pairs. Each key name should correspond to an address type that is currently installed on the system; there should also be an entry for each `javax.mail.Address` implementation that is present if it is to be used. For example, `javax.mail.internet.InternetAddress.getType()` returns `rfc822`. Each referenced protocol should be installed on the system. For the case of *news*, below, the client should install a Transport provider supporting the *nntp* protocol.

Here are the typical contents of a `javamail.address.map` file.

```
rfc822=smtp  
news=nntp
```

Provider

Provider is a class that describes a protocol implementation. The values come from the `javamail.providers` and `javamail.default.providers` resource files.

Protocol Selection and Defaults

The constructor for the Session object initializes the appropriate variables from the resource files. The order of the protocols in the resource files determines the initial defaults for protocol implementations. The methods, `getProviders()`, `getProvider()` and `setProvider()` allow the client to discover the available (installed) protocol implementations, and to set the protocols to be used by default.

At runtime, an application may set the default implementation for a particular protocol. It can set the `mail.protocol.class` property when it creates the Session object. This property specifies the class to use for a particular protocol. The `getProvider()` method consults this property first.

The code can also call `setProviders()` passing in a Provider that was returned by the discovery methods. A Provider object is not normally explicitly created; it is usually retrieved using the `getProviders()` method.

In either case, the provider specified is one of the ones configured in the resource files. An application may also instantiate a Provider object to configure a new implementation.

Example Scenarios

Scenario 1: The client application invokes the default protocols:

```
class Application1 {
    init() {
        // application properties include the JavaMail
        // required properties: mail.store.protocol,
        // mail.transport.protocol, mail.host, mail.user
        Properties props = loadApplicationProps();
        Session session = Session.getInstance(props, null);

        // get the store implementation of the protocol
        // defined in mail.store.protocol; the implementation
        // returned will be defined by the order of entries in
        // javamail.providers & javamail.default.providers
        try {
            Store store = session.getStore();
            store.connect();
        } catch (MessagingException mex) {}
        ...
    }
}
```

Scenario 2: The client application presents available implementations to the user and then sets the user's choice as the default implementation:

```
class Application2 {
    init() {
        // application properties include the JavaMail
        // properties: mail.store.protocol,
        // mail.transport.protocol, mail.host, mail.user
        Properties props = loadApplicationProps();
        Session session = Session.getInstance(props, null);

        // find out which implementations are available
        Provider[] providers = session.getProviders();

        // ask the user which implementations to use
        // user's response may include a number of choices,
        // i.e. imap & nntp store providers & smtp transport
        Provider[] userChosenProviders =
            askUserWhichProvidersToUse(providers);

        // set the defaults based on users response
        for (int i = 0; i < userChosenProviders.length; i++)
            session.setProvider(userChosenProviders[i]);
        // get the store implementation of the protocol
        // defined in mail.store.protocol; the implementation
        // returned will be the one configured previously
        try {
            Store store = session.getStore();
            store.connect();
        }
```

```

        } catch (MessagingException mex) {}
        ...
    }
}

```

Scenario 3: Application wants to specify an implementation for a given protocol:

```

class Application3 {
    init() {
        // application properties include the JavaMail
        // required properties: mail.store.protocol,
        // mail.transport.protocol, mail.host, mail.user
        Properties props = loadApplicationProps();

        // hard-code an implementation to use
        // "com.acme.SMTPTRANSPORT"

        props.put("mail.smtp.class", "com.acme.SMTPTRANSPORT");
        Session session = Session.getInstance(props, null);

        // get the smtp transport implementation; the
        // implementation returned will be com.acme.SMTPTRANSPORT
        // if it was correctly configured in the resource files.
        // If com.acme.SMTPTRANSPORT can't be loaded, a
        // MessagingException is thrown.
        try {
            Transport transport = session.getTransport("smtp");
        } catch (MessagingException mex) {
            quit();
        }
    }
    ...
}

```

Managing Security

The `Session` class allows messaging system implementations to use the `Authenticator` object that was registered when the session was created. The `Authenticator` object is created by the application and allows interaction with the user to obtain a user name and password. The user name and password is returned in a `PasswordAuthentication` object. The messaging system implementation can ask the session to associate a user name and password with a particular message store using the `setPasswordAuthentication` method. This information is retrieved using the `getPasswordAuthentication` method. This avoids the need to ask the user for a password when reconnecting to a `Store` that has disconnected, or when a second application sharing the same session needs to create its own connection to the same `Store`.

Messaging system implementations can register `PasswordAuthentication` objects with the `Session` object for use later in the session or for use by other users of the same session. Because `PasswordAuthentication` objects contain passwords, access to this information

must be carefully controlled. Applications that create `Session` objects must restrict access to those objects appropriately. In addition, the `Session` class shares some responsibility for controlling access to the default `Session` object.

The first call to `getDefaultInstance` creates a new `Session` object and associates the `Authenticator` object with the `Session` object. Later calls to `getDefaultInstance` compare the `Authenticator` object passed in, to the `Authenticator` object saved in the default session. If both objects have been loaded by the same class loader, then `getDefaultInstance` will allow access to the default session. Typically, this is the case when both the creator of the default session and the code requesting access to the default session are in the same "security domain." Also, if both objects are null, access is allowed. This last case is discouraged because setting objects to null allows access to the default session from any security domain.

In the future, JDK security Permissions could control access to the default session. Note that the `Authenticator` and `PasswordAuthentication` classes and their use in JavaMail is similar to the classes with the same names provided in the `java.net` package in the JDK. As new authentication mechanisms are added to the system, new methods can be added to the `Authenticator` class to request the needed information. The default implementations of these new methods will fail, but new clients that understand these new authentication mechanisms can provide implementations of these methods. New classes other than `PasswordAuthentication` could be needed to contain the new authentication information, and new methods could be needed in the `Session` class to store such information. JavaMail design evolution will be patterned after the corresponding JDK classes.

Store and Folder URLs

To simplify message folder naming and to minimize the need to manage `Store` and `Transport` objects, folders can be named using `URLNames`. `URLNames` are similar to URLs except they only include the parsing of the URL string. The `Session` class provides methods to retrieve a `Folder` object given a `URLName`:

```
Folder f = session.getFolder(URLName);
```

or

```
Store s = session.getStore(URLName);
```


Chapter 6:

Message Storage And Retrieval

This section describes JavaMail message storage facilities supported by the `Store` and `Folder` classes.

Messages are contained in `Folders`. New messages are usually delivered to folders by a transport protocol or a delivery agent. Clients retrieve messages from folders using an access protocol.

The Store Class

The `Store` class defines a database that holds a `Folder` hierarchy and the messages within. The `Store` also defines the access protocol used to access folders and retrieve messages from folders. `Store` is an abstract class. Subclasses implement specific message databases and access protocols.

Clients gain access to a Message Store by obtaining a `Store` object that implements the database access protocol. Most message stores require the user to be authenticated before they allow access. The `connect` method performs that authentication.

For many message stores, a host name, user name, and password are sufficient to authenticate a user. The JavaMail API provides a `connect` method that takes this information as input parameters. `Store` also provides a default `connect` method. In either case, the client can obtain missing information from the `Session` object's properties, or by interacting with the user by accessing the `Session`'s `Authenticator` object.

The default implementation of the `connect` method in the `Store` class uses these techniques to retrieve all needed information and then calls the `protocolConnect` method. The messaging system must provide an appropriate implementation of this method. The messaging system can also choose to directly override the `connect` method.

By default, `Store` queries the following properties for the user name and host name:

- ? `mail.user` property, or `user.name` system property (if `mail.user` is not set)
- ? `mail.host`

These global defaults can be overridden on a per-protocol basis by the properties:

- ? `mail.protocol.user`
- ? `mail.protocol.host`

Note that passwords can not be specified using properties.

The Store presents a default namespace to clients. Store implementations can also present other namespaces. The `getDefaultFolder` method on Store returns the root folder for the default namespace.

Clients terminate a session by calling the `close` method on the Store object. Once a Store is closed (either explicitly using the `close` method; or externally, if the Mail server fails), all Messaging components belonging to that Store become invalid. Typically, clients will try to recover from an unexpected termination by calling `connect` to reconnect to the Store object, and then fetching new Folder objects and new Message objects.

Store Events

Store sends the following events to interested listeners:

ConnectionEvent	Generated when a connection is successfully made to the Store, or when an existing connection is terminated or disconnected.
StoreEvent	Communicates alerts and notification messages from the Store to the end user. The <code>getMessageType</code> method returns the event type, which can be one of: <code>ALERT</code> or <code>NOTICE</code> . The client must display <code>ALERT</code> events in some fashion that calls the user's attention to the message.
FolderEvent	Communicates changes to any folder contained within the Store. These changes include creation of a new Folder, deletion of an existing Folder, and renaming of an existing Folder.

The Folder Class

The Folder class represents a folder containing messages. Folders can contain subfolders as well as messages, thus providing a hierarchical structure. The `getType` method returns whether a Folder can hold subfolders, messages, or both. Folder is an abstract class. Subclasses implement protocol-specific Message Folders.

The `getDefaultFolder` method for the corresponding Store object returns the root folder of a user's default folder hierarchy. The `list` method for a Folder returns all the subfolders under that folder. The `getFolder(String name)` method for a Folder object returns the named subfolder. Note that this subfolder need not exist physically in the store. The `exists` method in a folder indicates whether this folder exists. A folder is created in the store by invoking its `create` method.

A closed Folder object allows certain operations, including deleting the folder, renaming the folder, listing subfolders, creating subfolders and monitoring for new messages. The `open` method opens a Folder object. All Folder methods except `open`, `delete`, and `renameTo` are valid on an open Folder object. Note that the `open` method is applicable only on Folder objects that can contain messages.

The messages within a `Folder` are sequentially numbered, from 1 through the total number of messages. This ordering is referred to as the “mailbox order” and is usually based on the arrival time of the messages in the folder. As each new message arrives into a folder, it is assigned a sequence number that is one higher than the previous number of messages in that folder. The `getMessageNumber` method on a `Message` object returns its sequence number.

The sequence number assigned to a `Message` object is valid within a session, but only as long as it retains its relative position within the `Folder`. Any change in message ordering can change the `Message` object's sequence number. Currently this occurs when the client calls `expunge` to remove deleted messages and renumber messages remaining in the folder.

A client can reference a message stored within a `Folder` either by its sequence number, or by the corresponding `Message` object itself. Since a sequence number can change within a session, it is preferable to use `Message` objects rather than sequence numbers as cached references to messages. Clients extending `JavaMail` are expected to provide light-weight `Message` objects that get filled ‘on-demand’, so that calling the `getMessages` method on a `Folder` object is an inexpensive operation, both in terms of CPU cycles and memory. For instance, an IMAP implementation could return `Message` objects that contain only the corresponding IMAP UIDs.

The FetchProfile Method

The `Message` objects returned by a `Folder` object are expected to be light-weight objects. Invoking `getxxx` methods on a `Message` cause the corresponding data items to be loaded into the object on demand. Certain `Store` implementations support batch fetching of data items for a range of `Messages`. Clients can use such optimizations, for example, when filling the header-list window for a range of messages. The `FetchProfile` method allows a client to list the items it will fetch in a batch for a certain message range.

The following code illustrates the use of `FetchProfile` when fetching `Messages` from a `Folder`. The client fills its header-list window with the `Subject`, `From`, and `X-mailer` headers for all messages in the folder.

```
Message[] msgs = folder.getMessages();
FetchProfile fp = new FetchProfile();
fp.add(FetchProfile.Item.ENVELOPE);
fp.add("X-mailer");
folder.fetch(msgs, fp);
for (int i = 0; i < folder.getMessageCount(); i++) {
    display(msgs[i].getFrom());
    display(msgs[i].getSubject());
    display(msgs[i].getHeader("X-mailer"));
}
```

Folder *Events*

Folders generate events to notify listeners of any change in either the folder or in its Messages list. The client can register listeners to a closed `Folder`, but generates a notification event only after that folder is opened.

`Folder` supports the following events:

ConnectionEvent	<p>This event is generated when a <code>Folder</code> is opened or closed.</p> <p>When a <code>Folder</code> closes (either because the client has called <code>close</code> or from some external cause), all Messaging components belonging to that <code>Folder</code> become invalid. Typically, clients will attempt to recover by reopening that <code>Folder</code>, and then fetching <code>Message</code> objects.</p>
FolderEvent	<p>This event is generated when the client creates, deletes or renames this folder. Note that the <code>Store</code> object containing this folder can also generate this event.</p>
MessageCountEvent	<p>This event notifies listeners that the message count has changed. The following actions can cause this change:</p> <ul style="list-style-type: none">⌚ <i>Addition</i> of new Messages into the Folder, either by a delivery agent or because of an append operation. The new <code>Message</code> objects are included in the event.⌚ <i>Removal</i> of existing messages from this Folder. Removed messages are referred to as expunged messages. The <code>isExpunged</code> method returns true for removed Messages and the <code>getMessageNumber</code> method returns the original sequence number assigned to that message. All other <code>Message</code> methods throw a <code>MessageRemovedException</code>. See “The Folder Class” on page 34 for a discussion of removing deleted messages in shared folders. The expunged <code>Message</code> objects are included in the event. An expunged message is invalid and should be pruned from the client's view as early as possible. See “The Expunge Process” on page 37 for details on the <code>expunge</code> method.

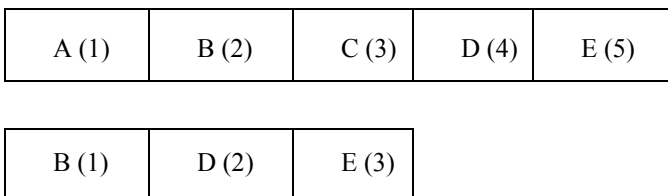
The Expunge Process

Deleting messages from a `Folder` is a two-phase operation. Setting the `DELETED` flag on messages marks them as deleted, but it does not remove them from the `Folder`. The deleted messages are removed only when the client invokes the `expunge` method on that `Folder` object. The `Folder` object then notifies listeners by firing an appropriate `MessageEvent`. The `MessageEvent` object contains the expunged `Message` objects. Note that the `expunge` method also returns the expunged `Message` objects. The `Folder` object also renumbers the messages falling after the expunged messages in the message list. Thus, when the `expunge` method returns, the sequence number of those `Message` objects will change. Note, however, that the expunged messages still retain their original sequence numbers.

Since expunging a folder can remove some messages from the folder and renumber others, it is important that the client synchronize itself with the expunged folder as early as possible. The next sections describe a set of recommendations for clients wanting to expunge a `Folder`:

- ⌚ Expunge the folder; close it; and then reopen and refetch messages from that `Folder`. This ensures that the client was notified of the updated folder state. In fact, the client can just issue the `close` method with the `expunge` parameter set to `true` to force an expunge of the `Folder` during the close operation, thus even avoiding the explicit call to `expunge`.
- ⌚ The previous solution might prove to be too simple or too drastic in some circumstances. This paragraph describes the scenario of a more complex client expunging a single access folder; for example, a folder that allows only one read-write connection at a time. The recommended steps for such a client after it issues the `expunge` command on the folder are:
 - ⌚ Update its message count, either by decrementing it by the number of expunged messages, or by invoking the `getMessageCount` method on the `Folder`.
 - ⌚ If the client uses sequence numbers to reference messages, it must account for the renumbering of `Message` objects subsequent to the expunged messages. Thus if a folder has 5 messages as shown below, (sequence numbers are within parenthesis), and if the client is notified that messages A and C are removed, it should account for the renumbering of the remaining messages as shown in the second figure.

FIGURE 6-1



- ⌚ The client should prune expunged messages from its internal storage as early as possible.

- ⌚ The expunge process becomes complex when dealing with a shared folder that can be edited. Consider the case where two clients are operating on the same folder. Each client possesses its own Folder object, but each Folder object actually represents the same physical folder.

If one client expunges the shared folder, any deleted messages are physically removed from the folder. The primary client can probably deal with this appropriately since it initiated this process and is ready to handle the consequences. However, secondary clients are not guaranteed to be in a state where they can handle an unexpected Message removed event—especially if the client is heavily multithreaded or if it uses sequence numbers.

To allow clients to handle such situations gracefully, the JavaMail API applies following restrictions to Folder implementations:

- ⌚ A Folder can remove and renumber its Messages only when it is explicitly expunged using the `expunge` method. When the folder is implicitly expunged, it marks any expunged messages as expunged, but it still maintains access to those Message objects. This means that the following state is maintained when the Folder is implicitly expunged:
 - ⌚ `getMessages` returns expunged Message objects together with valid message objects. However; an expunged message can throw the `MessageExpungedException` if direct access is attempted.
 - ⌚ The messages in the Folder should not be renumbered.
 - ⌚ The implicit expunge operation can not change the total Folder message count.

A Folder can notify listeners of “implicit” expunges by generating appropriate `MessageEvents`. However, the removed field in the event must be set to `false` to indicate that the message is still in the folder. When this Folder is explicitly expunged, then the Folder must remove all expunged messages, renumber it's internal Message cache, and generate `MessageEvents` for all the expunged messages, with each removed flag set to `true`.

The recommended set of actions for a client under the above situation is as follows:

- ⌚ Multithreaded clients that expect to handle shared folders are advised not to use sequence numbers.
- ⌚ If a client receives a `MessageEvent` indicating message removal, it should check the removed flag. If the flag is `false`, this indicates that another client has removed the message from this folder. This client might want to issue an `expunge` request on the folder object to synchronize it with the physical folder (but note the caveats in the previous section about using a shared folder). Alternatively, this client might want to close the Folder object (without expunging) and reopen it to synchronize with the physical folder (but note that all message objects would need to be refreshed in this case). The client may also mark the expunged messages in order to notify the end user.
- ⌚ If the removed flag was set to `true`, the client should follow earlier recommendations on dealing with explicit expunges.

The Search Process

Search criteria are expressed as a tree of search-terms, forming a parse tree for the search expression. The `SearchTerm` class represents search terms. This is an abstract class with a single method:

```
public boolean match(Message msg);
```

Subclasses implement specific matching algorithms by implementing the `match` method. Thus new search terms and algorithms can be easily introduced into the search framework by writing the required code using the Java programming language.

The search package provides a set of standard search terms that implement specific match criteria on `Message` objects. For example, `SubjectTerm` pattern-matches the given `String` with the subject header of the given message.

```
public final class SubjectTerm extends StringTerm {  
    public SubjectTerm(String pattern);  
    public boolean match(Message m);  
}
```

The search package also provides a set of standard logical operator terms that can be used to compose complex search terms. These include `AndTerm`, `OrTerm` and `NotTerm`.

```
final class AndTerm extends SearchTerm {
    public AndTerm(SearchTerm t1, SearchTerm t2);
    public boolean match(Message msg) {
        // The AND operator
        for (int i=0; i < terms.length; i++)
            if (!terms[i].match(msg))
                return false;
        return true;
    }
}
```

The `Folder` class supports searches on messages through these search method versions:

```
public Message[] search(SearchTerm term)
public Message[] search(SearchTerm term, Message[] msgs)
```

These methods return the `Message` objects matching the specified search term. The default implementation applies the search term on each `Message` object in the specified range. Other implementations may optimize this; for example, the `IMAP Folder` implementation maps the search term into an `IMAP SEARCH` command that the server executes.

Chapter 7:

The JavaBeans Activation Framework

JavaMail relies heavily on the JavaBeans Activation Framework (JAF) to determine the MIME data type, to determine the commands available on that data, and to provide a software component corresponding to a particular behavior. The JAF specification is part of the "Glasgow" JavaBeans specification. More details can be obtained from <http://java.sun.com/beans/glasgow/jaf.html>

This section explains how the JavaMail and JAF APIs work together to manage message content. It describes how clients using JavaMail can access and operate on the content of Messages and BodyParts. This discussion assumes you are familiar with the JAF specification posted at <http://java.sun.com>.

Accessing the Content

For a client using JavaMail, arbitrary data is introduced to the system in the form of mail messages. The `javax.mail.Part` interface allows the client to access the content. `Part` consists of a set of attributes and a "content". The `Part` interface is the common base interface for Messages and BodyParts. A typical mail message has one or more body parts, each of a particular MIME type.

Anything that deals with the content of a `Part` will use the `Part`'s `DataHandler`. The content is available through the `DataHandlers` either as an `InputStream` or as an object in the Java programming language. The `Part` also defines convenience methods that call through to the `DataHandler`. For example: the `Part.getContent` method is the same as calling `Part.getDataHandler().getContent()` and the `Part.getInputStream` method is the same as `Part.getDataHandler().getInputStream()`.

The content returned (either via an `InputStream` or an object in the Java programming language) depends on the MIME type. For example: a `Part` that contains textual content returns the following:

- ? The `Part.getContentType` method returns `text/plain`
- ? The `Part.getInputStream` method returns an `InputStream` containing the bytes of the text
- ? The `Part.getContent` method returns a `java.lang.String` object

Content is returned either as an input stream, or as an object in the Java programming language.

- 7 When an `InputStream` is returned, any mail-specific encodings are decoded before the stream is returned.
- 7 When an object in the Java programming language is returned using the `getContent` method, the type of the returned object depends upon the content itself. In the JavaMail API, any `Part` with a main content type set to "multipart/" (any kind of multipart) should return a `javax.mail.Multipart` object from the `getContent` method. A `Part` with a content type of `message/rfc822` returns a `javax.mail.Message` object from the `getContent` method.

Example: Message Output

This example shows how you can traverse `Parts` and display the data contained in a message.

```
public void printParts(Part p) {
    Object o = p.getContent();
    if (o instanceof String) {
        System.out.println("This is a String");
        System.out.println((String)o);
    } else if (o instanceof Multipart) {
        System.out.println("This is a Multipart");
        Multipart mp = (Multipart)o;
        int count = mp.getCount();
        for (int i = 0; i < count; i++) {
            printParts(mp.getBodyPart(i));
        }
    } else if (o instanceof InputStream) {
        System.out.println("This is just an input stream");
        InputStream is = (InputStream)o;
        int c;
        while ((c = is.read()) != -1)
            System.out.write(c);
    }
}
```

Operating on the Content

The `DataHandler` allows clients to discover the operations available on the content of a `Message`, and to instantiate the appropriate JavaBeans to perform those operations. The most common operations on `Message` content are *view*, *edit* and *print*.

Example: Viewing a Message

Consider a `Message` “Viewer” Bean that presents a user interface that displays a mail message. This example shows how a viewer bean can be used to display the content of a message (that usually is `text/plain`, `text/html`, or `multipart/mixed`).

Note – Perform error checking to ensure that a valid `Component` was created.

```
// message passed in as parameter
void setMessage(Message msg) {
    DataHandler dh = msg.getDataHandler();
    CommandInfo cinfo = dh.getCommand("view");
    Component comp = (Component) dh.getBean(cinfo);
    this.setMainViewer(comp);
}
```

Example: Showing Attachments

In this example, the user has selected an attachment and wishes to display it in a separate dialog. The client locates the correct viewer object as follows.

```
// Retrieve the BodyPart from the current attachment
BodyPart bp = getSelectedAttachment();

DataHandler dh = bp.getDataHandler();
CommandInfo cinfo = dh.getCommand("view");
Component comp = (Component) dh.getBean(cinfo);

// Add viewer to dialog Panel
MyDialog myDialog = new MyDialog();
myDialog.add(comp);

// display dialog on screen
myDialog.show();
```

See “[Setting Message Content](#)” on page 47 for examples that construct a message for a send operation.

Adding Support for Content Types

Support for commands acting on message data is an implementation task left to the client. JavaMail and JAF APIs intend for this support to be provided by a JAF-Aware JavaBean. Almost all data will require edit and view support.

Currently, the JavaMail API does not provide viewer JavaBeans. The JAF does provide two very simple JAF-aware viewer beans: A Text Viewer and Image Viewer. These beans handle data where content-type has been set to `text/plain` or `image/gif`.

Developers writing a JavaMail client need to write additional viewers that support some of the basic content types-- specifically `message/rfc822`, `multipart/mixed`, and `text/plain`. These are the usual content-types encountered when displaying a `Message`, and they provide the look and feel of the application.

Content developers providing additional data types should refer to the JAF specification, that discusses how to create `DataContentHandlers` and Beans that operate on those contents.

Chapter 8:

Message Composition

This section describes the process used to instantiate a message object, add content to that message, and send it to its intended list of recipients.

The JavaMail API allows a client program to create a message of arbitrary complexity. Messages are instantiated from the `Message` subclass. The client program can manipulate any message as if it had been retrieved from a `Store`.

Building a Message Object

To create a message, a client program instantiates a `Message` object, sets appropriate attributes, and then inserts the content.

- ⌘ The attributes specify the message address and other values necessary to send, route, receive, decode and store the message. Attributes also specify the message structure and data content type.
- ⌘ Message content is carried in a `DataHandler` object, that carries either data or a `Multipart` object. A `DataHandler` carries the content body and provides methods the client uses to handle the content. A `Multipart` object is a container that contains one or more `Bodypart` objects, each of which can in turn contain `DataHandler` objects.

Message Creation

`javax.mail.Message` is an abstract class that implements the `Part` interface. Therefore, to create a message object, select a message subclass that implements the appropriate message type.

For example, to create a Mime message, a JavaMail client instantiates an empty `javax.mail.internet.MimeMessage` object passing the current `Session` object to it:

```
Message msg = new MimeMessage(session);
```

Setting Message Attributes

The `Message` class provides a set of methods that specify standard attributes common to all messages. The `MimeMessage` class provides additional methods that set MIME-specific attributes. The client program can also set non-standard attributes (custom headers) as name-value pairs.

The methods for setting standard attributes are listed below:

```
public class Message {
    public void setFrom(Address addr);
    public void setFrom();    // retrieves from system
    public void setRecipients(RecipientType type, Address[] addrs);
    public void setReplyTo(Address[] addrs);
    public void setSentDate(Date date);
    public void setSubject(String subject);
    ...
}
```

The `Part` interface specifies the following method, that sets custom headers:

```
public void setHeader(String name, String value)
```

The `setRecipients` method takes a `RecipientType` as its first parameter, which specifies which recipient field to use. Currently, `Message.RecipientType.TO`, `Message.RecipientType.CC`, and `Message.RecipientType.BCC` are defined. Additional `RecipientTypes` may be defined as necessary.

The `Message` class provides two versions of the `setFrom` method:

- `setFrom(Address addr)` specifies the sender explicitly from an `Address` object parameter.
- `setFrom()` retrieves the sender's username from the local system.

The code sample below sets attributes for the `MimeMessage` just created. First, it instantiates `Address` objects to be used as `To` and `From` addresses. Then, it calls `set` methods, which equate those addresses to appropriate message attributes:

```
toAddrs[] = new InternetAddress[1];
toAddrs[0] = new InternetAddress("luke@rebellion.gov");
Address fromAddr =
    new InternetAddress("han.solo@smuggler.com");

msg.setFrom(fromAddr);
msg.setRecipients(Message.RecipientType.TO, toAddrs);
msg.setSubject("Takeoff time.");
msg.setSentDate(new Date());
```

Setting Message Content

The `Message` object carries content data within a `DataHandler` object. To add content to a `Message`, a client creates content, instantiates a `DataHandler` object, places content into that `DataHandler` object, and places that object into a `Message` object that has had its attributes defined.

The JavaMail API provides two techniques that set message content. The first technique uses the `setDataHandler` method. The second technique uses the `setContent` method.

Typically, clients add content to a `DataHandler` object by calling `setDataHandler(DataHandler)` on a `Message` object. The `DataHandler` is an object that encapsulates data. The data is passed to the `DataHandler`'s constructor as either a `DataSource` (a stream connected to the data) or as an object in the Java programming language. The `InputStream` object creates the `DataSource`. See [“The JavaBeans Activation Framework” on page 41](#) for additional information.

```
public class DataHandler {
    DataHandler(DataSource dataSource);
    DataHandler(Object data, String mimeType);
}
```

The code sample below shows how to place text content into an `InternetMessage`. First, create the text as a string object. Then, pass the string into a `DataHandler` object, together with its MIME type. Finally, add the `DataHandler` object to the message object:

```
// create brief message text
String content = "Leave at 300.";

// instantiate the DataHandler object

DataHandler data = new DataHandler(content, "text/plain");

// Use setDataHandler() to insert data into the
// new Message object

msg.setDataHandler(data);
```

Alternately, `setContent` implements a simpler technique that takes the data object and its MIME type. `setContent` creates the `DataHandler` object automatically:

```
// create the message text
String content = "Leave at 300.";

// call setContent to pass content and content type
// together into the message object

msg.setContent(content, "text/plain");
```

When the client calls `Transport.send()` to send this message, the recipient will receive the message below, using either technique:

```
Date: Wed, 23 Apr 1997 22:38:07 -0700 (PDT)
From: han.solo@smuggler.com
Subject: Takeoff time
To: luke@rebellion.gov
```

Leave at 300.

Building a MIME Multipart Message

Follow these steps to create a MIME Multipart Message:

1. Instantiate a new `MimeMultipart` object, or a subclass.
2. Create `MimeBodyParts` for the specific message parts. Use the `setContent` method or the `setDataHandler` method to create the content for each `Bodypart`, as described in the previous section.

Note – The default subtype for a `MimeMultipart` object is *mixed*. It can be set to other subtypes as required. `MimeMultipart` subclasses might already have their subtype set appropriately.

3. Insert the Multipart object into the Message object by calling `setContent(Multipart)` within a newly-constructed Message object.

The example below creates a Multipart object and then adds two message parts to it. The first message part is a text string, “Spaceport Map,” and the second contains a document of type “application/postscript.” Finally, this multipart object is added to a `MimeMessage` object of the type described above.

```
// Instantiate a Multipart object
MimeMultipart mp = new MimeMultipart();

// create the first bodypart object
MimeBodyPart b1 = new MimeBodyPart();

// create textual content
// and add it to the bodypart object
b1.setContent("Spaceport Map", "text/plain");
mp.addBodyPart(b1);

// Multipart messages usually have more than
// one body part. Create a second body part
// object, add new text to it, and place it
// into the multipart message as well. This
// second object holds postscript data.

MimeBodyPart b2 = new MimeBodyPart(); b2.setContent(map, "application/
postscript");
mp.addBodyPart(b2);

// Create a new message object as described above,
// and set its attributes. Add the multipart
// object to this message and call saveChanges()
// to write other message headers automatically.

Message msg = new MimeMessage(session);

// Set message attributes as in a singlepart
// message.

msg.setContent(mp);           // add Multipart
msg.saveChanges();           // save changes
```

After all message parts are created and inserted, call the `saveChanges` method to ensure that the client writes appropriate message headers. This is identical to the process followed with a single part message. Note that the JavaMail API calls the `saveChanges` method implicitly during the `send` process, so invoking it is unnecessary and expensive if the message is to be sent immediately.

Chapter 9:

Transport Protocols and Mechanisms

The `Transport` abstract class defines the message submission and transport protocol. Subclasses of the `Transport` class implement SMTP and other transport protocols.

Obtaining the Transport Object

The `Transport` object is seldom explicitly created. The `getTransport` method obtains a `Transport` object from the `Session` factory. The JavaMail API provides three versions of the `getTransport` method:

```
public class Session {
    public Transport getTransport(Address address);
    public Transport getTransport(String protocol);
    public Transport getTransport();
}
```

- ? `getTransport(Address address)` returns the implementation of the transport class based on the address type. A user-extensible map defines which transport type to use for a particular address. For example, if the address is an `InternetAddress`, and `InternetAddress` is mapped to a protocol that supports SMTP then `SMTPTransport` can be returned.
- ? The client can also call `getTransport("smtp")` to request SMTP, or another transport implementation protocol.
- ? `getTransport()` returns the transport specified in the `mail.transport.protocol` property.

See [“The Mail Session” on page 25](#) for details.

Transport Methods

The `Transport` class provides the `connect` and `protocolConnect` methods, which operate similarly to those on the `Store` class. See [“The Store Class” on page 33](#) for details.

A `Transport` object generates a `ConnectionEvent` to notify its listeners of a successful or a failed connection. A `Transport` object can throw an `IOException` if the connection fails.

Transport implementations should ensure that the message specified is of a known type. If the type is known, then the `Transport` object sends the message to its specified destinations. If the type is not known, then the `Transport` object can attempt to reformat the `Message` object into a suitable version using gatewaying techniques, or it can throw a `MessagingException`, indicating failure. For example, the SMTP transport implementation recognizes `MimeMessages`. It invokes the `writeTo` method on a `MimeMessage` object to generate a RFC822 format byte stream that is sent to the SMTP host.

The message is sent using the `Transport.send` static method or the `sendMessage` instance method. The `Transport.send` method is a convenience method that instantiates the transports necessary to send the message, depending on the recipients' addresses, and then passes the message to each transport's `sendMessage` method. Alternatively, the client can get the transport that implements a particular protocol itself and send the message using the `sendMessage` method. This adds the benefit of being able to register as event listeners on the individual transports.

Note that the `Address[]` argument passed to the `send` and `sendMessage` methods do not need to match the addresses provided in the message headers. Although these arguments usually will match, the end-user determines where the messages are actually sent. This is useful for implementing the `Bcc:` header, and other similar functions.

Transport Events

Clients can register as listeners for events generated by transport implementations. (Note that the abstract `Transport` class doesn't fire any events, only particular protocol implementations generate events). There are two events generated: `ConnectionEvent` and `TransportEvent`.

ConnectionEvent

If the transport connects successfully, it will fire the `ConnectionEvent` with the type set to `OPENED`. If the connection times out or is closed, `ConnectionEvent` with type `CLOSED` is generated.

TransportEvent

The `sendMessage` method generates a `TransportEvent` to its listeners. That event contains information about the method's success or failure. There are three types of `TransportEvent`: `MESSAGE_DELIVERED`, `MESSAGE_NOT_DELIVERED`, `MESSAGE_PARTIALLY_DELIVERED`. The event contains three arrays of addresses: `validSent[]`, `validUnsent[]`, and `invalid[]` that list the valid and invalid addresses for this message and protocol.

Transport Event	Description
<code>MESSAGE_DELIVERED</code>	When the message has been successfully sent to all recipients by this transport, <code>validSent[]</code> contains all the addresses. <code>validUnsent[]</code> and <code>invalid[]</code> are null.
<code>MESSAGE_NOT_DELIVERED</code>	When <code>ValidSent[]</code> is null, the message was not successfully sent to any recipients. <code>validUnsent[]</code> may have addresses that are valid. <code>invalidSent[]</code> may contain invalid addresses.
<code>MESSAGE_PARTIALLY_DELIVERED</code>	Message was successfully sent to some recipients but not to all. <code>ValidSent[]</code> holds addresses of recipients to whom the message was sent. <code>validUnsent[]</code> holds valid addresses but the message wasn't sent to them. <code>invalid[]</code> holds invalid addresses.

Using The Transport Class

The code segment below sends a `MimeMessage` using a `Transport` class implementing the SMTP protocol. The client creates two `InternetAddress` objects that specify the recipients and retrieves a `Transport` object from the default `Session` that supports sending messages to Internet addresses. Then the `Session` object uses a `Transport` object to send the message.

```
// Get a session
Session session = Session.getInstance(props, null);

// Create an empty MimeMessage and its part
Message msg = new MimeMessage(session);
... add headers and message parts as before

// create two destination addresses
Address[] addrs = {new InternetAddress("mickey@disney.com"),
                  new InternetAddress("goofy@disney.com")};

// get a transport that can handle sending message to
// InternetAddresses. This will probably map to a transport
// that supports SMTP.
Transport trans = session.getTransport(addrs[0]);

// add ourselves as ConnectionEvent and TransportEvent listeners
trans.addConnectionListener(this);
trans.addTransportListener(this);

// connect method determines what host to use from the
// session properties
trans.connect();

// send the message to the addresses we specified above
trans.sendMessage(msg, addrs);
```


Chapter 10:

Internet Mail

The JavaMail specification does not define any implementation. However, the API does include a set of classes that implement Internet Mail standards. Although not part of the specification, these classes can be considered part of the JavaMail package. They show how to adapt an existing messaging architecture to the JavaMail framework.

These classes implement the Internet Mail Standards defined by the RFCs listed below:

- ⌘ RFC822 (Standard for the Format of Internet Text Messages)
- ⌘ RFC2045, RFC2046, RFC2047 (MIME)

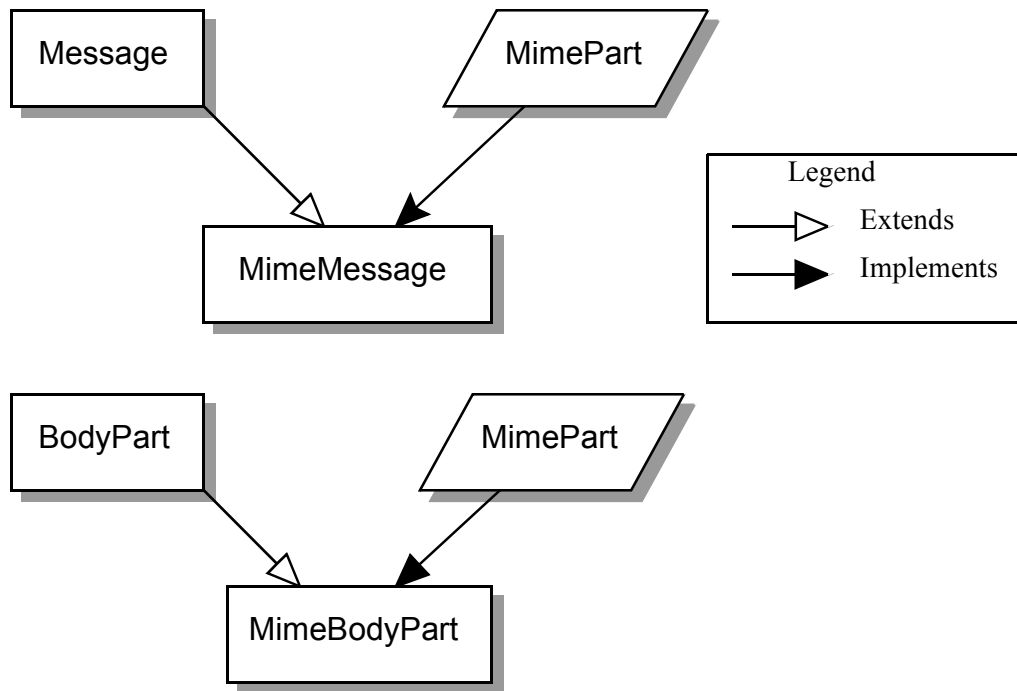
RFC822 describes the structure of messages exchanged across the Internet. Messages are viewed as having a header and contents. The header is composed of a set of standard and optional header fields. The header is separated from the content by a blank line. The RFC specifies the syntax for all header fields and the semantics of the standard header fields. It does not however, impose any structure on the message contents.

The MIME RFCs 2045, 2046 and 2047 define message content structure by defining structured body parts, a typing mechanism for identifying different media types, and a set of encoding schemes to encode data into mail-safe characters.

The Internet Mail package allows clients to create, use and send messages conforming to the standards listed above. It gives service providers a set of base classes and utilities they can use to implement Stores and Transports that use the Internet mail protocols. See “[MimeMessage Object Hierarchy](#)” on page 89 for a Mime class and interface hierarchy diagram.

The JavaMail MimePart interface models an *entity* as defined in RFC2045, Section 2.4. MimePart extends the JavaMail Part interface to add MIME-specific methods and semantics. The MimeMessage and MimeBodyPart classes implement the MimePart interface. The following figure shows the class hierarchy of these classes.

FIGURE 10-1



The *MimeMessage* Class

The `MimeMessage` class extends `Message` and implements `MimePart`. This class implements an email message that conforms to the RFC822 and MIME standards.

The `MimeMessage` class provides a default constructor that creates an empty `MimeMessage` object. The client can fill in the message later by invoking the `parse` method on an RFC822 input stream. Note that the `parse` method is protected, so that only this class and its subclasses can use this method. Service providers implementing 'light-weight' `Message` objects that are filled in on demand can generate the appropriate byte stream and invoke the `parse` method when a component is requested from a message. Service providers that can provide a separate byte stream for the message body (distinct from the message header) can override the `getContentTypeStream` method.

The client can also use the default constructor to create new `MimeMessage` objects for sending. The client sets appropriate attributes and headers, inserts content into the message object, and finally calls the `send` method for that `MimeMessage` object.

This code sample creates a new `MimeMessage` object for sending. See [“Message Composition” on page 45](#) and [“Transport Protocols and Mechanisms” on page 51](#) for details.

```
MimeMessage m = new MimeMessage(session);
// Set FROM:
m.setFrom(new InternetAddress("jmk@Sun.COM"));
// Set TO:
InternetAddress a[] = new InternetAddress[1];
a[0] = new InternetAddress("javamail@Sun.COM");
m.setRecipients(Message.RecipientType.TO, a);
// Set content
m.setContent(data, "text/plain");
// Send message
Transport.send(m);
```

The *MimeMessage* class also provides a constructor that uses an input stream to instantiate itself. The constructor internally invokes the *parse* method to fill in the message. The *InputStream* object is left positioned at the end of the message body.

```
InputStream in = getMailSource(); // a stream of mail messages
MimeMessage m = null;
for (; ;) {
    try {
        m = new MimeMessage(session,in);
    } catch (MessagingException ex) {
        // reached end of message stream
        break;
    }
}
```

MimeMessage implements the *writeTo* method by writing an RFC822-formatted byte stream of its headers and body. This is accomplished in two steps: First, the *MimeMessage* object writes out its headers; then it delegates the rest to the *DataHandler* object representing the content.

The *MimeBodyPart* Class

The *MimeBodyPart* class extends *BodyPart* and implements the *MimePart* interface. This class represents a *Part* inside a *Multipart*. *MimeBodyPart* implements a *BodyPart* as defined by RFC2045, Section 2.5.

The *getBodyPart(int index)* returns the *MimeBodyPart* object at the given index. *MimeMultipart* also allows the client to fetch *MimeBodyPart* objects based on their Content-IDs.

The *addBodyPart* method adds a new *MimeBodyPart* object to a *MimeMultipart* as a step towards constructing a new *multipart MimeMessage*.

The MimeMultipart Class

The *MimeMultipart* class extends *Multipart* and models a MIME multipart content within a message or a body part.

A *MimeMultipart* is obtained from a *MimePart* containing a *ContentType* attribute set to *multipart*, by invoking that part's *getContent* method.

The client creates a new *MimeMultipart* object by invoking its default constructor. To create a new multipart *MimeMessage*, create a *MimeMultipart* object (or its subclass); use set methods to fill in the appropriate *MimeBodyParts*; and finally, use *setContent (Multipart)* to insert it into the *MimeMessage*.

MimeMultipart also provides a constructor that takes an input stream positioned at the beginning of a MIME multipart stream. This class parses the input stream and creates the child body parts.

The *getSubType* method returns the multipart message MIME subtype. The subtype defines the relationship among the individual body parts of a multipart message. More semantically complex multipart subtypes are implemented as subclasses of *MimeMultipart*, providing additional methods that expose specific functionality.

Note that a multipart content object is treated like any other content. When parsing a MIME Multipart stream, the JavaMail implementation uses the JAF framework to locate a suitable *DataContentHandler* for the specific subtype and uses that handler to create the appropriate *Multipart* instance. Similarly, when generating the output stream for a *Multipart* object, the appropriate *DataContentHandler* is used to generate the stream.

The MimeUtility Class

MimeUtility is a utility class that provides MIME-related functions. All methods in this class are static methods. These methods currently perform the functions listed below:

Content Encoding and Decoding

Data sent over RFC 821/822-based mail systems are restricted to 7-bit US-ASCII bytes. Therefore, any non-US-ASCII content needs to be encoded into the 7-bit US-ASCII (mail-safe) format. MIME (RFC 2045) specifies the “base64” and “quoted-printable” encoding schemes to perform this encoding. The following methods support content encoding:

- The `getEncoding` method takes a `DataSource` object and returns the Content-Transfer-Encoding that should be applied to the data in that `DataSource` object to make it mail-safe.
- The `encode` method wraps an encoder around the given output stream based on the specified Content-Transfer-Encoding. The `decode` method decodes the given input stream, based on the specified Content-Transfer-Encoding.

Header Encoding and Decoding

RFC 822 restricts the data in message headers to 7bit US-ASCII characters. MIME (RFC 2047) specifies a mechanism to encode non 7bit US-ASCII characters so that they are suitable for inclusion in message headers. This section describes the methods that enable this functionality.

The header-related methods (`getHeader`, `setHeader`) in `Part` and `Message` operate on Strings. String objects contain (16 bit) Unicode characters.

Since RFC 822 prohibits non US-ASCII characters in headers, clients invoking the `setHeader()` methods must ensure that the header values are appropriately encoded if they contain non US-ASCII characters.

The encoding process (based on RFC 2047) consists of two steps:

1. Convert the Unicode String into an array of bytes in another charset. This step is required because Unicode is not yet a widely used charset. Therefore, a client must convert the Unicode characters into a charset that is more palatable to the recipient.
2. Apply a suitable encoding format that ensures that the bytes obtained in the previous step are mail-safe.

The `encodeText` method combines the two steps listed above to create an encoded header. Note that as RFC 2047 specifies, only “unstructured” headers and user-defined extension headers can be encoded. It is prudent coding practice to run such header values through the encoder to be safe. Also note that the `encodeText` method encodes header values only if they contain non US-ASCII characters.

The reverse of this process (decoding) needs to be performed when handling header values obtained from a `MimeMessage` or `MimeBodyPart` using the `getHeader` set of methods, since those headers might be encoded as per RFC 2047. The `decodeText` method takes a header value, applies RFC 2047 decoding standards, and returns the decoded value as a Unicode String. Note that this method should be invoked only on “unstructured” or user-defined

headers. Also note that `decodeText` attempts decoding only if the header value was encoded in RFC 2047 style. It is advised that you always run header values through the decoder to be safe.

The ContentType Class

The `ContentType` class is a utility class that parses and generates MIME content-type headers.

To parse a MIME content-Type value, create a `ContentType` object and invoke the `toString` method.

The `ContentType` class also provides methods that match Content-Type values.

The following code fragment illustrates the use of this class to extract a MIME parameter.

```
String type = part.getContentType();
ContentType cType = new ContentType(type);

if (cType.match("application/x-foobar"))
    iString color = cType.getParameter("color");
```

This code sample uses this class to construct a MIME Content-Type value:

```
ContentType cType = new ContentType();
cType.setPrimaryType("application");
cType.setSubType("x-foobar");
cType.setParameter("color", "red");

String contentType = cType.toString();
```

Appendix A:

Environment Properties

This section lists some of the environment properties that are used by the JavaMail APIs. The JavaMail javadocs contain additional information on properties supported by JavaMail.

Note that Applets can not determine some defaults listed in this Appendix. When writing an applet, you must specify the properties you require.

Property	Description	Default Value
mail.store.protocol	Specifies the default Message Access Protocol. The <code>Session.getStore()</code> method returns a <code>Store</code> object that implements this protocol. The client can override this property and explicitly specify the protocol with the <code>Session.getStore(String protocol)</code> method.	The first appropriate protocol in the config files
mail.transport.protocol	Specifies the default Transport Protocol. The <code>Session.getTransport()</code> method returns a <code>Transport</code> object that implements this protocol. The client can override this property and explicitly specify the protocol by using <code>Session.getTransport(String protocol)</code> method.	The first appropriate protocol in the config files
mail.host	Specifies the default Mail server. The <code>Store</code> and <code>Transport</code> object's <code>connect</code> methods use this property, if the protocol-specific host property is absent, to locate the target host.	The local machine
mail.user	Specifies the username to provide when connecting to a Mail server. The <code>Store</code> and <code>Transport</code> object's <code>connect</code> methods use this property, if the protocol-specific username property is absent, to obtain the username.	<code>user.name</code>
mail.protocol.host	Specifies the protocol-specific default Mail server. This overrides the <code>mail.host</code> property.	<code>mail.host</code>

Property	Description	Default Value
mail.protocol.user	Specifies the protocol-specific default username for connecting to the Mail server. This overrides the <code>mail.user</code> property.	<code>mail.user</code>
mail.from	Specifies the return address of the current user. Used by the <code>InternetAddress.getLocalAddress</code> method to specify the current user's email address.	<code>username@host</code>
mail.debug	Specifies the initial debug mode. Setting this property to <code>true</code> will turn on debug mode, while setting it to <code>false</code> turns debug mode off. Note that the <code>Session.setDebug</code> method also controls the debug mode.	<code>false</code>

*Appendix B:**Examples Using the JavaMail API*

Following are some example programs that illustrate the use of the JavaMail APIs. These examples are also included in the JavaMail implementation.

Example: Showing a Message

```
import java.util.*;
import java.io.*;
import javax.mail.*;
import javax.mail.event.*;
import javax.mail.internet.*;
import javax.activation.*;

/*
 * Demo app that exercises the Message interfaces.
 * Show information about and contents of messages.
 *
 * @author John Mani
 * @author Bill Shannon
 */

public class msgshow {

    static String protocol;
    static String host = null;
    static String user = null;
    static String password = null;
    static String mbox = null;
    static String url = null;
    static int port = -1;
    static boolean verbose = false;
    static boolean debug = false;
    static boolean showStructure = false;
    static boolean showMessage = false;
    static boolean showAlert = false;
    static boolean saveAttachments = false;
    static int attnum = 1;

    public static void main(String argv[]) {
        int msgnum = -1;
        int optind;
        InputStream msgStream = System.in;
```

```

    for (optind = 0; optind < argv.length; optind++) {
        if (argv[optind].equals("-T")) {
            protocol = argv[++optind];
        } else if (argv[optind].equals("-H")) {
            host = argv[++optind];
        } else if (argv[optind].equals("-U")) {
            user = argv[++optind];
        } else if (argv[optind].equals("-P")) {
            password = argv[++optind];
        } else if (argv[optind].equals("-v")) {
            verbose = true;
        } else if (argv[optind].equals("-D")) {
            debug = true;
        } else if (argv[optind].equals("-f")) {
            mbox = argv[++optind];
        } else if (argv[optind].equals("-L")) {
            url = argv[++optind];
        } else if (argv[optind].equals("-p")) {
            port = Integer.parseInt(argv[++optind]);
        } else if (argv[optind].equals("-s")) {
            showStructure = true;
        } else if (argv[optind].equals("-S")) {
            saveAttachments = true;
        } else if (argv[optind].equals("-m")) {
            showMessage = true;
        } else if (argv[optind].equals("-a")) {
            showAlert = true;
        } else if (argv[optind].equals("--")) {
            optind++;
            break;
        } else if (argv[optind].startsWith("-")) {
            System.out.println(
"Usage: msgshow [-L url] [-T protocol] [-H host] [-p port] [-U user]");
            System.out.println(
"\t[-P password] [-f mailbox] [msgnum] [-v] [-D] [-s] [-S] [-a]");
            System.out.println(
"or      msgshow -m [-v] [-D] [-s] [-S] [-f msg-file]");
            System.exit(1);
        } else {
            break;
        }
    }

    try {
        if (optind < argv.length)
            msgnum = Integer.parseInt(argv[optind]);

        // Get a Properties object
        Properties props = System.getProperties();

        // Get a Session object
        Session session = Session.getInstance(props, null);
        session.setDebug(debug);
    }

```

```
if (showMessage) {
    MimeMessage msg;
    if (mbox != null)
        msg = new MimeMessage(session,
            new BufferedInputStream(new FileInputStream(mbox)));
    else
        msg = new MimeMessage(session, msgStream);
    dumpPart(msg);
    System.exit(0);
}

// Get a Store object
Store store = null;
if (url != null) {
    URLName urln = new URLName(url);
    store = session.getStore(urln);
    if (showAlert) {
        store.addStoreListener(new StoreListener() {
            public void notification(StoreEvent e) {
                String s;
                if (e.getMessageType() == StoreEvent.ALERT)
                    s = "ALERT: ";
                else
                    s = "NOTICE: ";
                System.out.println(s + e.getMessage());
            }
        });
    }
    store.connect();
} else {
    if (protocol != null)
        store = session.getStore(protocol);
    else
        store = session.getStore();

    // Connect
    if (host != null || user != null || password != null)
        store.connect(host, port, user, password);
    else
        store.connect();
}

// Open the Folder

Folder folder = store.getDefaultFolder();
if (folder == null) {
    System.out.println("No default folder");
    System.exit(1);
}

if (mbox == null)
```

```

        mbox = "INBOX";
        folder = folder.getFolder(mbox);
        if (folder == null) {
            System.out.println("Invalid folder");
            System.exit(1);
        }

        // try to open read/write and if that fails try read-only
        try {
            folder.open(Folder.READ_WRITE);
        } catch (MessagingException ex) {
            folder.open(Folder.READ_ONLY);
        }
        int totalMessages = folder.getMessageCount();

        if (totalMessages == 0) {
            System.out.println("Empty folder");
            folder.close(false);
            store.close();
            System.exit(1);
        }

        if (verbose) {
            int newMessages = folder.getNewMessageCount();
            System.out.println("Total messages = " + totalMessages);
            System.out.println("New messages = " + newMessages);
            System.out.println("-----");
        }

        if (msgnum == -1) {
            // Attributes & Flags for all messages ..
            Message[] msgs = folder.getMessages();

            // Use a suitable FetchProfile
            FetchProfile fp = new FetchProfile();
            fp.add(FetchProfile.Item.ENVELOPE);
            fp.add(FetchProfile.Item.FLAGS);
            fp.add("X-Mailer");
            folder.fetch(msgs, fp);

            for (int i = 0; i < msgs.length; i++) {
                System.out.println("-----");
                System.out.println("MESSAGE #" + (i + 1) + ":");
                dumpEnvelope(msgs[i]);
                // dumpPart(msgs[i]);
            }
        } else {
            System.out.println("Getting message number: " + msgnum);
            Message m = null;

            try {
                m = folder.getMessage(msgnum);
                dumpPart(m);
            }
        }
    }
}

```

```
        } catch (IndexOutOfBoundsException iex) {
            System.out.println("Message number out of range");
        }
    }

    folder.close(false);
    store.close();
} catch (Exception ex) {
    System.out.println("Oops, got exception! " + ex.getMessage());
    ex.printStackTrace();
    System.exit(1);
}
System.exit(0);
}

public static void dumpPart(Part p) throws Exception {
    if (p instanceof Message)
        dumpEnvelope((Message)p);

    /** Dump input stream ..

    InputStream is = p.getInputStream();
    // If "is" is not already buffered, wrap a BufferedInputStream
    // around it.
    if (!(is instanceof BufferedInputStream))
        is = new BufferedInputStream(is);
    int c;
    while ((c = is.read()) != -1)
        System.out.write(c);

    **/

    String ct = p.getContentType();
    try {
        pr("CONTENT-TYPE: " + (new ContentType(ct)).toString());
    } catch (ParseException pex) {
        pr("BAD CONTENT-TYPE: " + ct);
    }
    String filename = p.getFileName();
    if (filename != null)
        pr("FILENAME: " + filename);

    /**
     * Using isMimeType to determine the content type avoids
     * fetching the actual content data until we need it.
     */
    if (p.isMimeType("text/plain")) {
        pr("This is plain text");
        pr("-----");
        if (!showStructure && !saveAttachments)
            System.out.println((String)p.getContent());
    } else if (p.isMimeType("multipart/*")) {
        pr("This is a Multipart");
    }
}
```

```

        pr("-----");
        Multipart mp = (Multipart)p.getContent();
        level++;
        int count = mp.getCount();
        for (int i = 0; i < count; i++)
            dumpPart(mp.getBodyPart(i));
        level--;
    } else if (p.isMimeType("message/rfc822")) {
        pr("This is a Nested Message");
        pr("-----");
        level++;
        dumpPart((Part)p.getContent());
        level--;
    } else {
        if (!showStructure && !saveAttachments) {
            /*
             * If we actually want to see the data, and it's not a
             * MIME type we know, fetch it and check its Java type.
             */
            Object o = p.getContent();
            if (o instanceof String) {
                pr("This is a string");
                pr("-----");
                System.out.println((String)o);
            } else if (o instanceof InputStream) {
                pr("This is just an input stream");
                pr("-----");
                InputStream is = (InputStream)o;
                int c;
                while ((c = is.read()) != -1)
                    System.out.write(c);
            } else {
                pr("This is an unknown type");
                pr("-----");
                pr(o.toString());
            }
        } else {
            // just a separator
            pr("-----");
        }
    }

    /*
     * If we're saving attachments, write out anything that
     * looks like an attachment into an appropriately named
     * file. Don't overwrite existing files to prevent
     * mistakes.
     */
    if (saveAttachments && level != 0 && !p.isMimeType("multipart/*")) {
        String disp = p.getDisposition();
        // many mailers don't include a Content-Disposition
        if (disp == null || disp.equalsIgnoreCase(Part.ATTACHMENT)) {
            if (filename == null)

```

```

        filename = "Attachment" + attnum++;
        pr("Saving attachment to file " + filename);
        try {
            File f = new File(filename);
            if (f.exists())
                // XXX - could try a series of names
                throw new IOException("file exists");
            ((MimeBodyPart)p).saveFile(f);
        } catch (IOException ex) {
            pr("Failed to save attachment: " + ex);
        }
        pr("-----");
    }
}

public static void dumpEnvelope(Message m) throws Exception {
    pr("This is the message envelope");
    pr("-----");
    Address[] a;
    // FROM
    if ((a = m.getFrom()) != null) {
        for (int j = 0; j < a.length; j++)
            pr("FROM: " + a[j].toString());
    }

    // TO
    if ((a = m.getRecipients(Message.RecipientType.TO)) != null) {
        for (int j = 0; j < a.length; j++) {
            pr("TO: " + a[j].toString());
            InternetAddress ia = (InternetAddress)a[j];
            if (ia.isGroup()) {
                InternetAddress[] aa = ia.getGroup(false);
                for (int k = 0; k < aa.length; k++)
                    pr("  GROUP: " + aa[k].toString());
            }
        }
    }

    // SUBJECT
    pr("SUBJECT: " + m.getSubject());

    // DATE
    Date d = m.getSentDate();
    pr("SendDate: " +
        (d != null ? d.toString() : "UNKNOWN"));

    // FLAGS
    Flags flags = m.getFlags();
    StringBuffer sb = new StringBuffer();
    Flags.Flag[] sf = flags.getSystemFlags(); // get the system flags

    boolean first = true;

```

```

        for (int i = 0; i < sf.length; i++) {
            String s;
            Flags.Flag f = sf[i];
            if (f == Flags.Flag.ANSWERED)
                s = "\\Answered";
            else if (f == Flags.Flag.DELETED)
                s = "\\Deleted";
            else if (f == Flags.Flag.DRAFT)
                s = "\\Draft";
            else if (f == Flags.Flag.FLAGGED)
                s = "\\Flagged";
            else if (f == Flags.Flag.RECENT)
                s = "\\Recent";
            else if (f == Flags.Flag.SEEN)
                s = "\\Seen";
            else
                continue;          // skip it
            if (first)
                first = false;
            else
                sb.append(' ');
            sb.append(s);
        }

        String[] uf = flags.getUserFlags(); // get the user flag strings
        for (int i = 0; i < uf.length; i++) {
            if (first)
                first = false;
            else
                sb.append(' ');
            sb.append(uf[i]);
        }
        pr("FLAGS: " + sb.toString());

        // X-MAILER
        String[] hdrs = m.getHeader("X-Mailer");
        if (hdrs != null)
            pr("X-Mailer: " + hdrs[0]);
        else
            pr("X-Mailer NOT available");
    }

    static String indentStr = "                ";
    static int level = 0;

    /**
     * Print a, possibly indented, string.
     */
    public static void pr(String s) {
        if (showStructure)
            System.out.print(indentStr.substring(0, level * 2));
        System.out.println(s);
    }

```



```
}
```

Example: Listing Folders

```
import java.util.Properties;
import javax.mail.*;

import com.sun.mail.imap.*;

/**
 * Demo app that exercises the Message interfaces.
 * List information about folders.
 *
 * @author John Mani
 * @author Bill Shannon
 */

public class folderlist {
    static String protocol = null;
    static String host = null;
    static String user = null;
    static String password = null;
    static String url = null;
    static String root = null;
    static String pattern = "%";
    static boolean recursive = false;
    static boolean verbose = false;
    static boolean debug = false;

    public static void main(String argv[]) throws Exception {
        int optind;
        for (optind = 0; optind < argv.length; optind++) {
            if (argv[optind].equals("-T")) {
                protocol = argv[++optind];
            } else if (argv[optind].equals("-H")) {
                host = argv[++optind];
            } else if (argv[optind].equals("-U")) {
                user = argv[++optind];
            } else if (argv[optind].equals("-P")) {
                password = argv[++optind];
            } else if (argv[optind].equals("-L")) {
                url = argv[++optind];
            } else if (argv[optind].equals("-R")) {
                root = argv[++optind];
            } else if (argv[optind].equals("-r")) {
                recursive = true;
            } else if (argv[optind].equals("-v")) {
                verbose = true;
            } else if (argv[optind].equals("-D")) {
                debug = true;
            }
        }
    }
}
```

```

        } else if (argv[optind].equals("--")) {
            optind++;
            break;
        } else if (argv[optind].startsWith("-")) {
            System.out.println(
"Usage: folderlist [-T protocol] [-H host] [-U user] [-P password] [-L
url]");
            System.out.println(
"\t[-R root] [-r] [-v] [-D] [pattern]");
            System.exit(1);
        } else {
            break;
        }
    }
    if (optind < argv.length)
        pattern = argv[optind];

    // Get a Properties object
    Properties props = System.getProperties();

    // Get a Session object
    Session session = Session.getInstance(props, null);
    session.setDebug(debug);

    // Get a Store object
    Store store = null;
    Folder rf = null;
    if (url != null) {
        URLName urln = new URLName(url);
        store = session.getStore(urln);
        store.connect();
    } else {
        if (protocol != null)
            store = session.getStore(protocol);
        else
            store = session.getStore();

        // Connect
        if (host != null || user != null || password != null)
            store.connect(host, user, password);
        else
            store.connect();
    }

    // List namespace
    if (root != null)
        rf = store.getFolder(root);
    else
        rf = store.getDefaultFolder();

    dumpFolder(rf, false, "");
    if ((rf.getType() & Folder.HOLDS_FOLDERS) != 0) {
        Folder[] f = rf.list(pattern);
    }

```

```

        for (int i = 0; i < f.length; i++)
            dumpFolder(f[i], recursive, "    ");
    }

    store.close();
}

static void dumpFolder(Folder folder, boolean recurse, String tab)
    throws Exception {
    System.out.println(tab + "Name:      " + folder.getName());
    System.out.println(tab + "Full Name: " + folder.getFullName());
    System.out.println(tab + "URL:      " + folder.getURLName());

    if (verbose) {
        if (!folder.isSubscribed())
            System.out.println(tab + "Not Subscribed");

        if ((folder.getType() & Folder.HOLDS_MESSAGES) != 0) {
            if (folder.hasNewMessages())
                System.out.println(tab + "Has New Messages");
            System.out.println(tab + "Total Messages:  " +
                                folder.getMessageCount());
            System.out.println(tab + "New Messages:    " +
                                folder.getNewMessageCount());
            System.out.println(tab + "Unread Messages: " +
                                folder.getUnreadMessageCount());
        }
        if ((folder.getType() & Folder.HOLDS_FOLDERS) != 0)
            System.out.println(tab + "Is Directory");

        /*
         * Demonstrate use of IMAP folder attributes
         * returned by the IMAP LIST response.
         */
        if (folder instanceof IMAPFolder) {
            IMAPFolder f = (IMAPFolder)folder;
            String[] attrs = f.getAttributes();
            if (attrs != null && attrs.length > 0) {
                System.out.println(tab + "IMAP Attributes:");
                for (int i = 0; i < attrs.length; i++)
                    System.out.println(tab + "    " + attrs[i]);
            }
        }
    }

    System.out.println();

    if ((folder.getType() & Folder.HOLDS_FOLDERS) != 0) {
        if (recurse) {
            Folder[] f = folder.list();
            for (int i = 0; i < f.length; i++)
                dumpFolder(f[i], recurse, tab + "    ");
        }
    }
}

```

```
    }
  }
}
```

Example: Search a Folder for a Message

```
import java.util.*;
import java.io.*;
import javax.mail.*;
import javax.mail.internet.*;
import javax.mail.search.*;
import javax.activation.*;

/*
 * Search the given folder for messages matching the given
 * criteria.
 *
 * @author John Mani
 */

public class search {

    static String protocol = "imap";
    static String host = null;
    static String user = null;
    static String password = null;
    static String mbox = "INBOX";
    static String url = null;
    static boolean debug = false;

    public static void main(String argv[]) {
        int optind;

        String subject = null;
        String from = null;
        boolean or = false;
        boolean today = false;

        for (optind = 0; optind < argv.length; optind++) {
            if (argv[optind].equals("-T")) {
                protocol = argv[++optind];
            } else if (argv[optind].equals("-H")) {
                host = argv[++optind];
            } else if (argv[optind].equals("-U")) {
                user = argv[++optind];
            } else if (argv[optind].equals("-P")) {
                password = argv[++optind];
            } else if (argv[optind].equals("-or")) {
                or = true;
            } else if (argv[optind].equals("-D")) {
```

```

        debug = true;
    } else if (argv[optind].equals("-f")) {
        mbox = argv[++optind];
    } else if (argv[optind].equals("-L")) {
        url = argv[++optind];
    } else if (argv[optind].equals("-subject")) {
        subject = argv[++optind];
    } else if (argv[optind].equals("-from")) {
        from = argv[++optind];
    } else if (argv[optind].equals("-today")) {
        today = true;
    } else if (argv[optind].equals("--")) {
        optind++;
        break;
    } else if (argv[optind].startsWith("-")) {
        System.out.println(
            "Usage: search [-D] [-L url] [-T protocol] [-H host] " +
            "[-U user] [-P password] [-f mailbox] " +
            "[-subject subject] [-from from] [-or] [-today]");
        System.exit(1);
    } else {
        break;
    }
}

try {

    if ((subject == null) && (from == null) && !today) {
        System.out.println(
            "Specify either -subject, -from or -today");
        System.exit(1);
    }

    // Get a Properties object
    Properties props = System.getProperties();

    // Get a Session object
    Session session = Session.getInstance(props, null);
    session.setDebug(debug);

    // Get a Store object
    Store store = null;
    if (url != null) {
        URLName urln = new URLName(url);
        store = session.getStore(urln);
        store.connect();
    } else {
        if (protocol != null)
            store = session.getStore(protocol);
        else
            store = session.getStore();

        // Connect

```

```

        if (host != null || user != null || password != null)
            store.connect(host, user, password);
        else
            store.connect();
    }

    // Open the Folder

    Folder folder = store.getDefaultFolder();
    if (folder == null) {
        System.out.println("Cant find default namespace");
        System.exit(1);
    }

    folder = folder.getFolder(mbox);
    if (folder == null) {
        System.out.println("Invalid folder");
        System.exit(1);
    }

    folder.open(Folder.READ_ONLY);
    SearchTerm term = null;

    if (subject != null)
        term = new SubjectTerm(subject);
    if (from != null) {
        FromStringTerm fromTerm = new FromStringTerm(from);
        if (term != null) {
            if (or)
                term = new OrTerm(term, fromTerm);
            else
                term = new AndTerm(term, fromTerm);
        }
        else
            term = fromTerm;
    }
    if (today) {
        ReceivedDateTerm dateTerm =
            new ReceivedDateTerm(ComparisonTerm.EQ, new Date());
        if (term != null) {
            if (or)
                term = new OrTerm(term, dateTerm);
            else
                term = new AndTerm(term, dateTerm);
        }
        else
            term = dateTerm;
    }

    Message[] msgs = folder.search(term);
    System.out.println("FOUND " + msgs.length + " MESSAGES");
    if (msgs.length == 0) // no match

```

```

        System.exit(1);

        // Use a suitable FetchProfile
        FetchProfile fp = new FetchProfile();
        fp.add(FetchProfile.Item.ENVELOPE);
        folder.fetch(msgs, fp);

        for (int i = 0; i < msgs.length; i++) {
            System.out.println("-----");
            System.out.println("MESSAGE #" + (i + 1) + ":");
            dumpPart(msgs[i]);
        }

        folder.close(false);
        store.close();
    } catch (Exception ex) {
        System.out.println("Oops, got exception! " + ex.getMessage());
        ex.printStackTrace();
    }

    System.exit(1);
}

public static void dumpPart(Part p) throws Exception {
    if (p instanceof Message) {
        Message m = (Message)p;
        Address[] a;
        // FROM
        if ((a = m.getFrom()) != null) {
            for (int j = 0; j < a.length; j++)
                System.out.println("FROM: " + a[j].toString());
        }

        // TO
        if ((a = m.getRecipients(Message.RecipientType.TO)) != null) {
            for (int j = 0; j < a.length; j++)
                System.out.println("TO: " + a[j].toString());
        }

        // SUBJECT
        System.out.println("SUBJECT: " + m.getSubject());

        // DATE
        Date d = m.getSentDate();
        System.out.println("SendDate: " +
            (d != null ? d.toLocaleString() : "UNKNOWN"));

        // FLAGS:
        Flags flags = m.getFlags();
        StringBuffer sb = new StringBuffer();
        Flags.Flag[] sf = flags.getSystemFlags(); // get the sys flags

        boolean first = true;
    }
}

```

```

        for (int i = 0; i < sf.length; i++) {
            String s;
            Flags.Flag f = sf[i];
            if (f == Flags.Flag.ANSWERED)
                s = "\\Answered";
            else if (f == Flags.Flag.DELETED)
                s = "\\Deleted";
            else if (f == Flags.Flag.DRAFT)
                s = "\\Draft";
            else if (f == Flags.Flag.FLAGGED)
                s = "\\Flagged";
            else if (f == Flags.Flag.RECENT)
                s = "\\Recent";
            else if (f == Flags.Flag.SEEN)
                s = "\\Seen";
            else
                continue;    // skip it
            if (first)
                first = false;
            else
                sb.append(' ');
            sb.append(s);
        }

        String[] uf = flags.getUserFlags(); // get the user flag strs
        for (int i = 0; i < uf.length; i++) {
            if (first)
                first = false;
            else
                sb.append(' ');
            sb.append(uf[i]);
        }
        System.out.println("FLAGS = " + sb.toString());
    }

    System.out.println("CONTENT-TYPE: " + p.getContentType());

    /* Dump input stream
    InputStream is = ((MimeMessage)m).getInputStream();
    int c;
    while ((c = is.read()) != -1)
        System.out.write(c);
    */

    Object o = p.getContent();
    if (o instanceof String) {
        System.out.println("This is a String");
        System.out.println((String)o);
    } else if (o instanceof Multipart) {
        System.out.println("This is a Multipart");
        Multipart mp = (Multipart)o;
        int count = mp.getCount();
        for (int i = 0; i < count; i++)

```



```
        dumpPart(mp.getBodyPart(i));
    } else if (o instanceof InputStream) {
        System.out.println("This is just an input stream");
        InputStream is = (InputStream)o;
        int c;
        while ((c = is.read()) != -1)
            System.out.write(c);
    }
}
}
```

Example: Monitoring a Mailbox

```
import java.util.*;
import java.io.*;
import javax.mail.*;
import javax.mail.event.*;
import javax.activation.*;

/* Monitors given mailbox for new mail */

public class monitor {

    public static void main(String argv[]) {
        if (argv.length != 5) {
            System.out.println(
"Usage: monitor <host> <user> <password> <mbox> <freq>");
            System.exit(1);
        }
        System.out.println("\nTesting monitor\n");

        try {
            Properties props = System.getProperties();

            // Get a Session object
            Session session = Session.getInstance(props, null);
            // session.setDebug(true);

            // Get a Store object
            Store store = session.getStore("imap");

            // Connect
            store.connect(argv[0], argv[1], argv[2]);

            // Open a Folder
            Folder folder = store.getFolder(argv[3]);
            if (folder == null || !folder.exists()) {
                System.out.println("Invalid folder");
                System.exit(1);
            }
        }
    }
}
```

```

folder.open(Folder.READ_WRITE);

// Add messageCountListener to listen for new messages
folder.addMessageCountListener(new MessageCountAdapter() {
    public void messagesAdded(MessageCountEvent ev) {
        Message[] msgs = ev.getMessages();
        System.out.println("Got " + msgs.length +
                           " new messages");

        // Just dump out the new messages
        for (int i = 0; i < msgs.length; i++) {
            try {
                DataHandler dh = msgs[i].getDataHandler();
                InputStream is = dh.getInputStream();
                int c;
                while ((c = is.read()) != -1)
                    System.out.write(c);
            } catch (IOException ioex) {
                ioex.printStackTrace();
            } catch (MessagingException mex) {
                mex.printStackTrace();
            }
        }
    }
});

// Check mail once in "freq" MILLIseconds

int freq = Integer.parseInt(argv[4]);

for (; ;) {
    Thread.sleep(freq); // sleep for freq milliseconds

    // This is to force the IMAP server to send us
    // EXISTS notifications.
    folder.getMessageCount();
}

} catch (Exception ex) {
    ex.printStackTrace();
}

}

```

Example: Sending a Message

```

import java.util.*;
import java.io.*;
import javax.mail.*;

```

```
import javax.mail.internet.*;
import javax.activation.*;

/**
 * msgmultisendsample creates a simple multipart/mixed message and sends
 * it. Both body parts are text/plain.
 * <p>
 * usage: <code>java msgmultisendsample <i>to from smtp true|false</i></
code>
 * where <i>to</i> and <i>from</i> are the destination and
 * origin email addresses, respectively, and <i>smtp</i>
 * is the hostname of the machine that has smtp server
 * running. The last parameter either turns on or turns off
 * debugging during sending.
 *
 * @author      Max Spivak
 */
public class msgmultisendsample {
    static String msgText1 = "This is a message body.\nHere's line two.";
    static String msgText2 = "This is the text in the message attachment.";

    public static void main(String[] args) {
        if (args.length != 4) {
            System.out.println(
"usage: java msgmultisend <to> <from> <smtp> true|false");
            return;
        }

        String to = args[0];
        String from = args[1];
        String host = args[2];
        boolean debug = Boolean.valueOf(args[3]).booleanValue();

        // create some properties and get the default Session
        Properties props = new Properties();
        props.put("mail.smtp.host", host);

        Session session = Session.getInstance(props, null);
        session.setDebug(debug);

        try {
            // create a message
            MimeMessage msg = new MimeMessage(session);
            msg.setFrom(new InternetAddress(from));
            InternetAddress[] address = {new InternetAddress(to)};
            msg.setRecipients(Message.RecipientType.TO, address);
            msg.setSubject("JavaMail APIs Multipart Test");
            msg.setSentDate(new Date());

            // create and fill the first message part
            MimeBodyPart mbp1 = new MimeBodyPart();
            mbp1.setText(msgText1);
```

```
// create and fill the second message part
MimeBodyPart mbp2 = new MimeBodyPart();
// Use setText(text, charset), to show it off !
mbp2.setText(msgText2, "us-ascii");

// create the Multipart and its parts to it
Multipart mp = new MimeMultipart();
mp.addBodyPart(mbp1);
mp.addBodyPart(mbp2);

// add the Multipart to the message
msg.setContent(mp);

// send the message
Transport.send(msg);
} catch (MessagingException mex) {
    mex.printStackTrace();
    Exception ex = null;
    if ((ex = mex.getNextException()) != null) {
        ex.printStackTrace();
    }
}
}
```

Appendix C:

Message Security

Overview

This is not a full specification of how Message Security will be integrated into the JavaMail system. This is a description of implementation strategy. The purpose of this section is to declare that it is possible to integrate message security, not to define how it will be integrated. The final design for Message Security will change based on feedback and finalization of the S/MIME IETF specification.

This section discusses encrypting/decrypting messages, and signing/verifying signatures. It will not discuss how Security Restrictions on untrusted or signed applets will work, nor will it discuss a general authentication model for Stores (For example; a GSS API in the Java platform.)

Displaying an Encrypted/Signed Message

Displaying an encrypted or signed message is the same as displaying any other message. The client uses the `DataHandler` for that encrypted message together with the "view" command. This returns a bean that displays the data. There will be both a multipart/signed and multipart/encrypted viewer bean (can be the same bean). The beans will need to be aware of the `MultiPartSigned`/`MultiPartEncrypted` classes.

MultiPartEncrypted/Signed Classes

The JavaMail API will probably add two new content classes: `MultiPartEncrypted` and `MultiPartSigned`. They subclass the `MultiPart` class and handle the MIME types `multipart/encrypted` and `multipart/signed`. There are many possible "protocols" that specify how a message has been encrypted and/or signed. The MPE/MPS classes will find all the installed protocols. The `ContentType`'s protocol parameter determines which protocol class to use. There needs to be a standard registration of protocol objects or a way to search for valid packages and instantiate a particular class. The `MultiPart` classes will hand off the control information, other parameters, and the data to be manipulated (either the signed or encrypted block) through some defined `Protocol` interface.

Reading the Contents

There will be times when an applet/application needs to retrieve the content of the message without displaying it. The code sample below shows one possible technique with a message containing encrypted content:

```
Message msg = // message gotten from some folder.
if (msg.isMimeType("multipart/encrypted")) {
    Object o = msg.getContent();
    if (o instanceof MultiPartEncrypted) {
        MultiPartEncrypted mpe = (MultiPartEncrypted) o;
        mpe.decrypt();
        // use the default keys/certs from the user.
        // We should also be able to determine
        // whether or not to interact with the user

        // should then be able to use the multipart methods to
        // get any contained blocks }
    }
}
```

The `getContent` method returns a `MultiPartEncrypted` object. There will be methods on this class to decrypt the content. The decryption could either determine which keys needed to be used, use the defaults (maybe the current user's keys) or explicitly pass which keys/certificates to use.

Verifying Signatures

Applications/applets will need to verify the validity of a signature. The code sample below shows how this might be done:

```
Message msg = // message gotten from some folder
if (msg.isMimeType("multipart/signed")) {
    Object o = msg.getContent();
    if (o instanceof MultiPartSigned) {
        MultiPartSigned mps = (MultiPartSigned) o;
        boolean validsig = mps.verifySignature();

        // could already get the other blocks
        // even if it wasn't a valid signature
    }
}
```

If the signature is invalid, the application can still access the data. There will be methods in `MultiPartSigned` that allow the setting of which keys or certificates to use when verifying the signature.

Creating a Message

There are two methods for creating an Encrypted/Signed message. Users will probably see an editor bean for the content types multipart/signed and multipart/encrypted. These beans would handle the UI components to allow the user to select how they want to encrypt/sign the message. The beans could be integrated into an application's Message Composition window.

Encrypted/Signed

The non-GUI method of creating the messages involves using the MultiPartEncrypted/Signed classes. The classes can be created and used as the content for a message. The following code shows how might work:

```
MultiPartEncrypted mpe = new MultiPartEncrypted();  
// Can setup parameters for how you want to encrypt the  
// message; otherwise, it will use the user's preferences.  
// Set the content you wish to encrypt (to encrypt multiple  
// contents a multipart/mixed block should be used)  
String ourContent = "Please encrypt me!";  
mpe.setContent(ourContent);  
  
MimeMessage m = new MimeMessage(session);  
m.setContent(mpe);
```

The message will be encrypted when the message is sent. There will be other methods that allow the setting of which encryption scheme shall be used, and the keys involved.

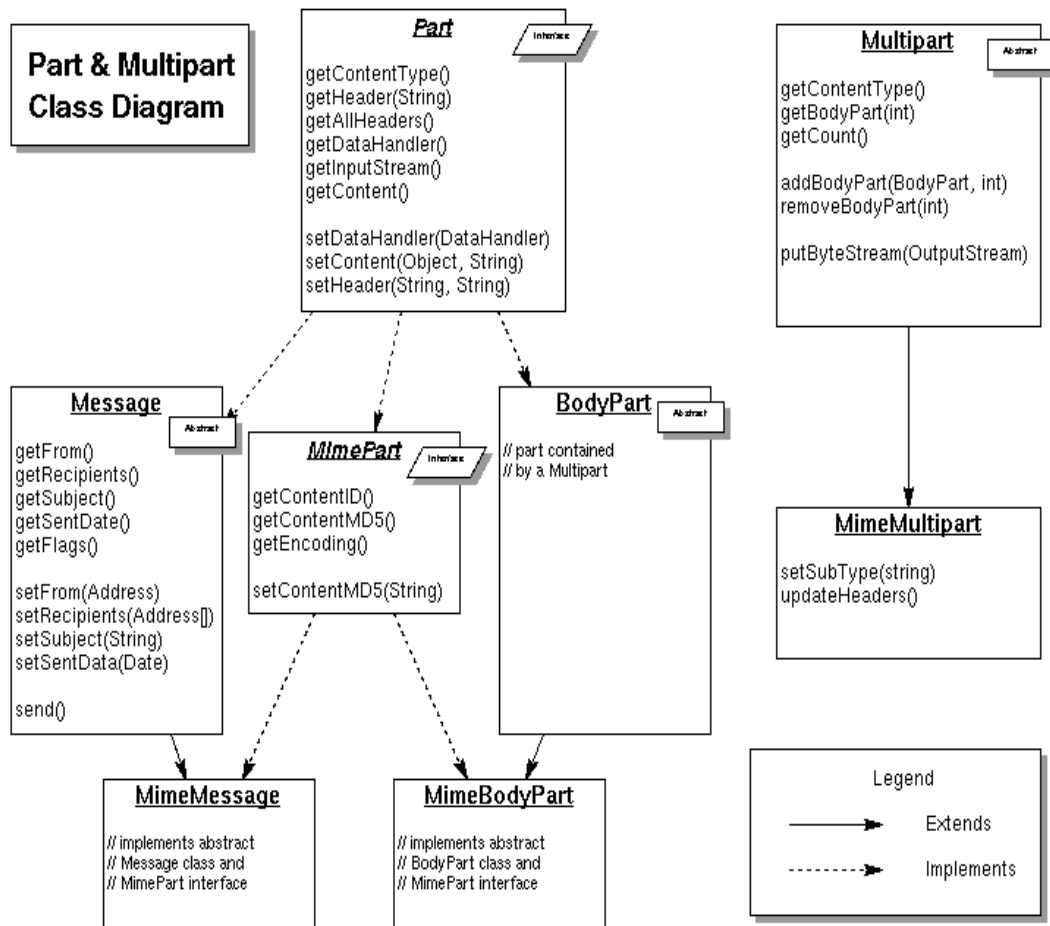
Creating a Multipart Signed message is very similar to creating a Multipart Encrypted message, except that a Multipart Signed object is created instead.

Appendix D:

Part and Multipart Class Diagram

This appendix illustrates relationships between `Part` interfaces and `Message` classes.

FIGURE D-1

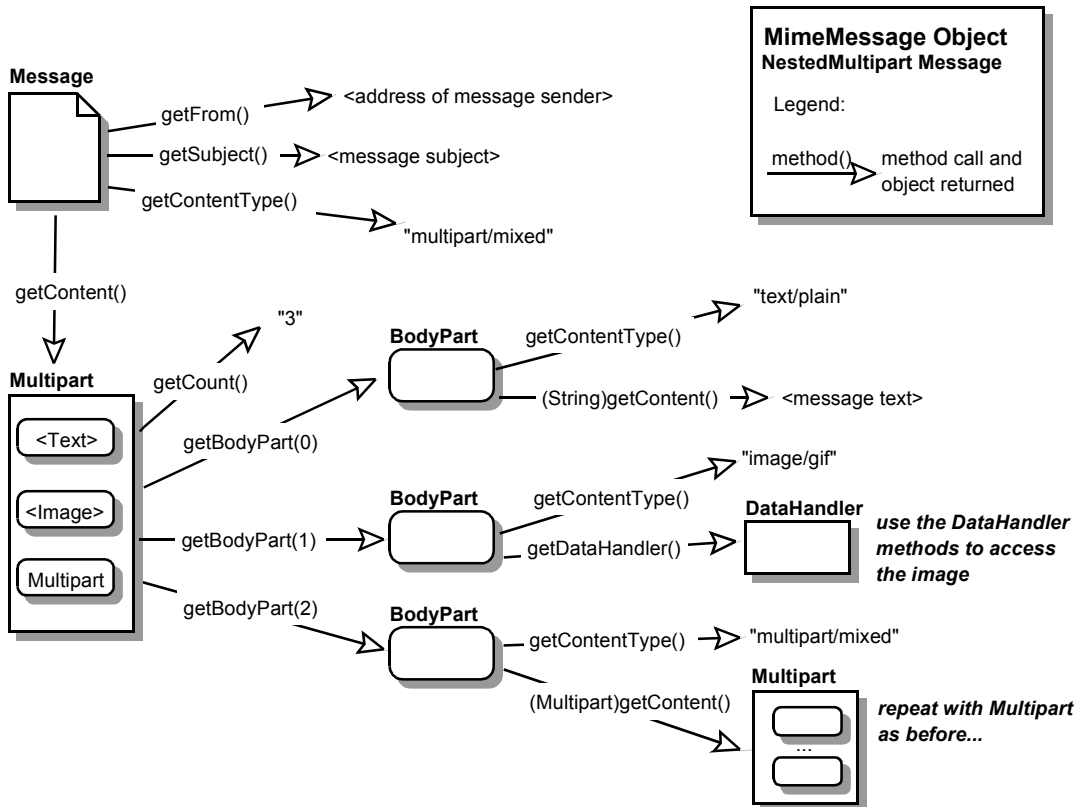


Appendix E:

MimeMessage Object Hierarchy

This appendix illustrates the object hierarchy.

FIGURE E-1



Appendix F:

Features Added in JavaMail 1.1

This appendix summarizes the features added to JavaMail 1.1. For more information about each item, refer to the appropriate Javadoc documentation.

The MessageContext Class and MessageAware Interface

In some cases it is desirable for the object representing the content of a `BodyPart` object to know something about the context in which it is operating. For example, the content-object might need to know what other data is contained in the same `Multipart` object, who sent the message containing the data, and so forth. This allows for more interesting content types that know more about the message containing them and the mail system in general.

Some uses of the `multipart/related` object might require these capabilities. For instance, the handler for a `text/html` body part contained in a `multipart/related` object might need to know about the containing object in order to find the related image data needed to display the HTML document. (Note that JavaMail provides no direct support for `multipart/related` messages.)

To deal with these issues, the `MessageContext` class and `MessageAware` interface have been added in JavaMail 1.1.

The `MessageContext` class provides the basic information about the context in which a content object is operating. Given a `MessageContext` object, it is possible to navigate through a message's body structure. The `MessageAware` interface is an optional interface, implemented by `DataSources` that have the capability of providing a suitable `MessageContext` object. The `MimePartDataSource` implements the `MessageAware` interface, making this capability available to all MIME messages.

The getMessageID method

The `getMessageID` method has been added to the `MimeMessage` class. This method returns the value of RFC822 Message-ID field.

Additions to the InternetAddress Class

The `encodedPersonal` protected field has been added to the `javax.mail.internet.InternetAddress` class.

The `toString(Address[], int)` method has also been added to this class

Additions to the MimeUtility Class

Two static methods have been added to the `javax.mail.internet.MimeUtility` class:

```
? String mimeCharset(String charset)
? String getDefaultJavaCharset()
```

The `mimeCharset` method returns the MIME name of the given JDK™ charset.

The `getDefaultJavaCharset` method returns the default JDK charset for the platform's locale.

New SearchTerms

The current address related search terms: `AddressTerm`, `FromTerm` and `RecipientTerm`, are limited in that they operate on `Address` objects, not `Strings`. These terms use the `equals` method to compare the addresses, which is not useful for the common case of substring comparisons.

Hence three new `SearchTerms` have been introduced:

```
? AddressStringTerm
? FromStringTerm
? RecipientStringTerm
```

These terms operate on `Address Strings`, rather than `Address` objects.

These new terms correspond to the capabilities provided by the IMAP protocol. The older terms were not supported by IMAP and thus resulted in client-side searches.

Additions to the Folder Class

Two methods have been added to the `javax.mail.Folder` class:

```
? int getMode()  
? URLName getURLName()
```

The `getMode` method returns the mode in which the `Folder` object was opened.

The `getURLName` method returns the `URLName` value of the folder.

New Service Class

To emphasize the commonality in behavior between the `Store` and `Transport` classes, and to simplify maintenance of these classes, a new superclass, `javax.mail.Service`, has been introduced for the `Store` and `Transport` classes.

Appendix G:

Features Added in JavaMail 1.2

This appendix summarizes the features that were added in JavaMail 1.2. Refer to the appropriate Javadoc documentation for additional information about each item,.

Additions to the `MimeMessage` Class

The following have been added to the `MimeMessage` class:

- ? To simplify the creation of `MimeMessage` subclasses:
 - The modified field and the `parse(InputStream is)` method that were previously private are now protected.
 - The `createInternetHeaders(InputStream is)` method has also been added to this class.
- ? When forwarding or saving a message retrieved from a Store, it is sometimes desirable to be able to modify the message first. Since most Stores do not allow their `Message` objects to be modified, the message must first be copied. To simplify copying a `MimeMessage`, we introduce a copy constructor, `MimeMessage(MimeMessage source)`, that allows a new `MimeMessage` to be created and initialized with a copy of another `MimeMessage`.
- ? The following convenience methods were added to `MimeMessage`.
 - `setRecipients(Message.RecipientType type, String addresses)`
 - `addRecipients(Message.RecipientType type, String addresses)`

Note that these methods take a `String` for setting/adding a recipient (instead of `javax.mail.Address` objects).

- ? One of the most common errors encountered when constructing new messages is forgetting to call the `saveChanges()` method before writing out the message or calling the `Transport.sendMessage()` method. To solve this problem, a saved flag was added to `MimeMessage` and the `writeTo()` method was changed accordingly.

Additions to the MimeMultipart Class

To simplify the creation of `MimeMultipart` subclasses, the following have been added to the `MimeMultipart` class:

- The `parse(InputStream is)` method that was previously private is now protected.
- The `createInternetHeaders(InputStream is)` and `createMimeBodyPart(InternetHeaders headers, byte[] content)` methods have been added to this class as protected methods.

The getRawInputStream method

In some cases, it is desirable to get the data for a body part before JavaMail attempts to decode it. This is particularly important if the Content-Transfer-Encoding header is incorrect. (For example, some mail software is known to use "7-bit" instead of the MIME-defined "7-bit".) Access to this data is currently provided through the protected `getContentStream` method. Since simply making this method public has the potential to cause a source incompatibility for any subclasses that declare this method as protected, we instead add a new public method, `getRawInputStream()`, that calls this protected method to the `MimeMessage` and `MimeBodyPart` classes.

Additions to the InternetAddress Class

The following were added to the `InternetAddress` class:

- To simplify copying of `InternetAddress` objects, the `InternetAddress` class now implements the `Cloneable` interface and will provide a public `clone()` method.
- `AddressStringTerm.match` does not return the correct results in some situations because it wants to do the match against the formatted address string in Unicode, not the ASCII version that might include charset encoding information. To do this, it attempts to format the address itself, but its logic does not handle all the rules about formatting an address (such as, when to quote the personal name) so it does this formatting differently than `InternetAddress.toString` does. When the address contains only ASCII characters, the formatting should be identical. This problem has been remedied by adding a new method, `toUnicodeString()`, to the `InternetAddress` class, which returns a properly formatted address (RFC 822 syntax) of Unicode characters.
- The `InternetAddress` class now implements the `Serializable` interface to support saving `javax.mail.search` terms (described in [“Additions for serializable javax.mail.search terms”](#)).

The MailDateFormat Class

The MailDateFormat class is now part of the `javax.mail.internet` package. It was previously contained in the `com.sun.mail.util` package. This is a utility class used in formatting and parsing dates in MIME headers. The methods it provides are:

```
? StringBuffer format(Date date,  
                      StringBuffer dateStrBuf,  
                      FieldPosition fieldPosition)  
  
? Date parse(String text, ParsePosition pos)
```

Additions to Exceptions and Events

The following exceptions and events have been added in JavaMail 1.2:

- ? Previously, if a client attempted to open a read-only folder in read-write mode, a `MessagingException` was thrown. This exception type does not indicate that the anomaly was caused by the lack of write-permissions. A new `ReadOnlyFolderException` was added to indicate that the problem was caused by a read-only folder.
- ? When authentication with a server fails, the server often supplies some information in its protocol message that indicates the reason for the failure. To allow a service provider to return this information to the user, we now allow the `Service.protocolConnect()` method to throw an `AuthenticationFailedException` in this case. The exception may contain a string message that includes the additional information from the server.
- ? The `FolderNotFoundException` constructors were not consistent with other exceptions defined in the API. Two new constructors were added to eliminate these inconsistencies:
 - `FolderNotFoundException(Folder folder)`
 - `FolderNotFoundException(Folder folder, String s)`
- ? If an error occurs when sending a message, the `TransportEvent` class saved the message that caused the error, but provided no `getMessage` method for the listener to retrieve the `Message` object. The `getMessage()` method was added to `TransportEvent` class.

Additions to the Session Class

Two static convenience methods were added to the `Session` class for retrieving the default `Session` or a new `Session` object, which do not require an `Authenticator` parameter (assumed to be null):

```

? Session Session.getDefaultInstance(Properties props)
? Session Session.getInstance(Properties props)

```

Additions to the MimeUtility Class

The following were added to the `MimeUtility` class to provide additional support for encoding:

- ? The `UUEncode` encoder requires the filename to be inserted into the encoded stream. The public access point to the encoder is through the `MimeUtility.encode()` method, which does not have any parameter that can provide the filename. Hence the uuencoded stream always has "encode.buf" as filename. A new method, that allows the setting of the filename has been added:

```
encode(OutputStream os, String encoding, String filename)
```

- ? The `getEncoding()` method which was previously added to improve the performance of JavaMail was changed from package private to public.

Additions for serializable javax.mail.search terms

The `javax.mail.search` package allows you to programmatically construct a search term. As a convenience, these terms can now be saved in persistent storage and restored in a later session. The simplest way to store these expressions is to use serialization.

Many of the search terms reference other objects that must also be serializable. The most problematic such objects are of the class `Message.RecipientType`. This class uses the java "type-safe enum" idiom, which involves a number of static final instances of the class. Applications are allowed to test for equivalence with these "constants" by using the "==" equality operator. Thus, it's critical that only a single instance of each constant exist in the Java virtual machine. To ensure that this constraint is met when deserializing an object of this class, we must take advantage of the J2SE 1.2 `readReplace()` method. Since this method is not available on JDK 1.1, objects of this class, and thus search terms that reference them, can not be correctly deserialized on JDK 1.1. This is a limitation of this new capability.

To provide this support, the following classes and all their subclasses now implement the `Serializable` interface:

```

? javax.mail.search.SearchTerm
? javax.mail.Address
? javax.mail.Flags
? javax.mail.Message.RecipientType

```

In addition, to allow comparison between search terms, the `equals` and `hashCode` methods on `SearchTerm` (and all subclasses) now implement "value" equivalence rather than identity equivalence.

Additions to the Store Class

The following methods have been added to `javax.mail.Store` to provide namespace information:

```
7 Folder[] getPersonalNamespaces()
```

A personal namespace is a set of names that is considered within the personal scope of the authenticated user. Typically, only the authenticated user has access to mail folders in their personal namespace. If an INBOX exists for a user, it must appear within the user's personal namespace. In the typical case, there should be only one personal namespace for each user in each Store.

```
7 Folder[] getUserNamespaces(String user)
```

The namespaces returned represent the personal namespaces for the user. To access mail folders in the other user's namespace, the currently authenticated user must be explicitly granted access rights. For example, it is common for a manager to grant to their secretary access rights to their mail folders.

```
7 Folder[] getSharedNamespaces()
```

A shared namespace is a namespace that consists of mail folders that are intended to be shared amongst users and do not exist within a user's personal namespace.

New ContentDisposition Class

The `ContentDisposition` class contained in `javax.mail.internet` package has been changed from package private to public.

New performance improvements

To allow us to improve the performance of the `MimeMessage` and `MimeMultipart` classes when parsing data from an `InputStream`, we introduce a new `SharedInputStream` interface that allows the data in the `InputStream` to be shared instead of copied, and we use this new interface in key parts of the implementation. The methods defined by the `SharedInputStream` interface are:

```
7 long getPosition()
```

```
    ? InputStream newStream(long start, long end)
```

A new protected `InputStream` (which implements the `SharedInputStream` interface) data member, `contentStream`, has been added to the `MimeMessage` and `MimeBodyPart` classes.

Additions to the `ParameterList` class

The `ParameterList.toString()` method returns its results "unfolded". It would be useful to have the results "folded" in certain situations. A new method, `ParameterList.toString(int used)`, will be added which will return "folded" results. Folding is defined by RFC 822 as the process of splitting a header field into multiple lines. "The general rule is that wherever there may be linear-white-space (NOT simply LWSP-chars), a CRLF immediately followed by AT LEAST one LWSP-char may instead be inserted." Unfolding is the process of returning to a single line representation. "Unfolding is accomplished by regarding CRLF immediately followed by a LWSP-char as equivalent to the LWSP-char."

Appendix H:

Features Added in JavaMail 1.3

This appendix summarizes the features that were added in JavaMail 1.3. Refer to the appropriate Javadoc documentation for additional information about each item. The numbers in parentheses are bug numbers; you can find more information about the bug reports at:

<http://bugs.sun.com/bugdatabase/index.jsp>

Add setSender and getSender methods to MimeMessage (4405115)

These convenience methods support setting and reading the RFC 822 Sender header.

```
/**
 * Returns the value of the RFC 822 "Sender" header field.
 * If the "Sender" header field is absent, <code>null</code>
 * is returned.<p>
 *
 * This implementation uses the <code>getHeader</code> method
 * to obtain the requisite header field.
 *
 * @return      Address object
 * @exception   MessagingException
 * @see         #headers
 * @since       JavaMail 1.3
 */
public Address getSender() throws MessagingException

/**
 * Set the RFC 822 "Sender" header field. Any existing values are
 * replaced with the given address. If address is <code>null</code>,
 * this header is removed.
 *
 * @param address the sender of this message
 * @exception     IllegalWriteException if the underlying
 *                implementation does not support modification
 *                of existing values
 * @exception     IllegalStateException if this message is
 *                obtained from a READ_ONLY folder.
 * @exception     MessagingException
 * @since         JavaMail 1.3
 */
```

```
public void setSender(Address address) throws MessagingException
```

Add setContentID *method to* MimeBodyPart (4377720)

This convenience method supports setting the Content-ID header.

```
/**
 * Set the "Content-ID" header field of this body part.
 * If the <code>cid</code> parameter is null, any existing
 * "Content-ID" is removed.
 *
 * @exception      IllegalWriteException if the underlying
 *                  implementation does not support modification
 * @exception      IllegalStateException if this body part is
 *                  obtained from a READ_ONLY folder.
 * @exception      MessagingException
 * @since          JavaMail 1.3
 */
public void setContentID(String cid) throws MessagingException
```

Add mail.mime.charset *property* (4377731)

The mail.mime.charset System property (NOTE: not Session property) names the default charset to be used by JavaMail. If not set, the standard J2SE file.encoding System property is used. This allows applications to specify a default character set for sending messages that's different than the character set used for files stored on the system. This is common on Japanese systems.

Add getDeletedMessageCount *method to* Folder (4388730)

This convenience method returns a count of the number of deleted messages in a folder.

```
/**
 * Get the number of deleted messages in this Folder. <p>
 *
 * This method can be invoked on a closed folder. However, note
 * that for some folder implementations, getting the deleted message
 * count can be an expensive operation involving actually opening
 * the folder. In such cases, a provider can choose not to support
 * this functionality in the closed state, in which case this method
 * must return -1. <p>
 *
 * Clients invoking this method on a closed folder must be aware
 * that this is a potentially expensive operation. Clients must
```



```

* also be prepared to handle a return value of -1 in this case. <p>
*
* This implementation returns -1 if this folder is closed. Else
* this implementation gets each Message in the folder using
* <code>getMessage(int)</code> and checks whether its
* <code>DELETED</code> flag is set. The total number of messages
* that have this flag set is returned.
*
* @return          number of deleted messages. -1 may be returned
*                  by certain implementations if this method is
*                  invoked on a closed folder.
* @exception       FolderNotFoundException if this folder does
*                  not exist.
* @exception       MessagingException
* @since           JavaMail 1.3
*/
public int getDeletedMessageCount() throws MessagingException

```

Support parsing illegal Internet addresses (4650940)

The parse method on the `InternetAddress` class takes a flag that tells whether or not to strictly enforce the RFC822 syntax rules. Currently, when the flag is false most rules are still checked while a few are not. To better support the range of *invalid* addresses seen in real messages, and in combination with the following two changes, the `parseHeader` method would enforce fewer syntax rules when the strict flag is false and would enforce more rules when the strict flag is true. If the strict flag is false and the parse is successful in separating out an email address or addresses, the syntax of the addresses themselves would not be checked. (Introducing a new method preserves compatibility with users of the existing parse method.)

```

/**
 * Parse the given sequence of addresses into InternetAddress
 * objects. If <code>strict</code> is false, the full syntax rules for
 * individual addresses are not enforced. If <code>strict</code> is
 * true, many (but not all) of the RFC822 syntax rules are enforced.
 *
 * Non-strict parsing is typically used when parsing a list of
 * mail addresses entered by a human. Strict parsing is typically
 * used when parsing address headers in mail messages.
 *
 * @param  addresslist  comma separated address strings
 * @param  strict        enforce RFC822 syntax
 * @return             array of InternetAddress objects
 * @exception AddressException if the parse failed
 * @since           JavaMail 1.3
 */
public static InternetAddress[] parseHeader(String s, boolean strict)
                                     throws AddressException

```

To allow applications to check the syntax of addresses that might've been parsed with the strict flag set to false, we add a validate method.

```
/**
 * Validate that this address conforms to the syntax rules
 * of RFC 822. The current implementation checks many, not
 * all, syntax rules. Note that, even though the syntax of
 * the address may be correct, there's no guarantee that a
 * mailbox of that name exists.
 *
 * @exception      AddressException if the address
 *                  isn't valid.
 * @since          JavaMail 1.3
 */
public void validate() throws AddressException
```

To control the strict flag when constructing a single InternetAddress object we add a new constructor.

```
/**
 * Parse the given string and create an InternetAddress.
 * If <code>strict</code> is false, the detailed syntax of the
 * address isn't checked.
 *
 * @param  address    the address in RFC822 format
 * @param  strict      enforce RFC822 syntax
 * @exception      AddressException if the parse failed
 * @since          JavaMail 1.3
 */
public InternetAddress(String address, boolean strict)
                        throws AddressException
```

Add mail.mime.address.strict property (4650940)

The MimeMessage class will use the new parseHeader method introduced above to parse headers in messages. The mail.mime.address.strict Session property will control the strict flag passed to the parseHeader method. The default is true.

Add mail.mime.decodeText.strict property (4201203)

RFC 2047 requires that encoded text start at the beginning of a whitespace separated word. Some mailers, especially Japanese mailers, improperly encode text and included encoded text in the middle of words. The `mail.mime.decodeText.strict` System property (NOTE: not Session property) controls whether JavaMail will attempt to decode such incorrectly encoded text. The default is true.

Add mail.mime.encodeEOL.strict property (4650949)

When choosing an encoding for the data of a message, JavaMail assumes that any of CR, LF, or CRLF are valid line terminators in message parts that contain only printable ASCII characters, even if the part is not a MIME text type. It's common, especially on UNIX systems, for data of MIME type application/octet-stream (for example) to really be textual data that should be transmitted with the encoding rules for MIME text. In rare cases, such pure ASCII text may in fact be binary data in which the CR and LF characters must be preserved exactly. The `mail.mime.encodeEOL.strict` System property (NOTE: not Session property) controls whether JavaMail will consider a lone CR or LF in a body part that's not a MIME text type to indicate that the body part needs to be encoded.

Add isGroup and getGroup methods to InternetAddress (4650952)

To better support RFC822 group addresses, the following methods would be added.

```
/**
 * Indicates whether this address is an RFC 822 group address.
 * Note that a group address is different than the mailing
 * list addresses supported by most mail servers. Group addresses
 * are rarely used; see RFC 822 for details.
 *
 * @return      true if this address represents a group
 * @since       JavaMail 1.3
 */
public boolean isGroup()

/**
 * Return the members of a group address. A group may have zero,
 * one, or more members. If this address is not a group, null
 * is returned. The strict parameter controls whether
 * the group list is parsed using strict RFC 822 rules or not.
 * The parsing is done using the parseHeader method.
 */
```

```

    * @return          array of InternetAddress objects, or null
    * @exception        AddressException if the group list can't be parsed
    * @since            JavaMail 1.3
    */
    public InternetAddress[] getGroup(boolean strict)
                                   throws AddressException

```

Support per-session debug output stream (4517686)

To allow the debugging output for a session to be redirected, we add the following methods to `Session`.

```

    /**
     * Set the stream to be used for debugging output for this session.
     * If <code>out</code> is null, <code>System.out</code> will be used.
     * Note that debugging output that occurs before any session is
    created,
     * as a result of setting the <code>mail.debug</code> system property,
     * will always be sent to <code>System.out</code>.
     *
     * @param    out        the PrintStream to use for debugging output
     * @since    JavaMail 1.3
     */
    public void setDebugOut(PrintStream out)

    /**
     * Returns the stream to be used for debugging output. If no stream
     * has been set, <code>System.out</code> is returned.
     *
     * @return    the PrintStream to use for debugging output
     * @since    JavaMail 1.3
     */
    public PrintStream getDebugOut()

```

Appendix I:

Features Added in JavaMail 1.4

This appendix summarizes the features that were added in JavaMail 1.4. Refer to the appropriate Javadoc documentation for additional information about each item. The numbers in parentheses are bug numbers; you can find more information about the bug reports at:

<http://bugs.sun.com/bugdatabase/index.jsp>

Add MimePart.setText(text, charset, subtype) method (6300765)

The `setText` method is a convenience method used to set the content for a text/plain part. With the increased use of HTML and XML in mail messages, it would be useful to have a convenience method to set content of those types as well. To support this usage we add a new method to the `MimePart` interface:

```
/**
 * Convenience method that sets the given String as this part's
 * content, with a primary MIME type of "text" and the specified
 * MIME subtype. The given Unicode string will be charset-encoded
 * using the specified charset. The charset is also used to set
 * the "charset" parameter.
 *
 * @param text    the text content to set
 * @param charset the charset to use for the text
 * @param subtype the MIME subtype to use (e.g., "html")
 * @exception MessagingException if an error occurs
 * @since JavaMail 1.4
 */
public void setText(String text, String charset, String subtype)
    throws MessagingException;
```

The `MimeMessage` and `MimeBodyPart` classes, which implement the `MimePart` interface, will be updated to provide implementations of the new method.

Add mail.mime.encodefilename and decodefilename properties (6300768)

According to the MIME spec (RFC 2047), filenames included in the filename parameter of the Content-Disposition header may not include MIME “encoded-words”, and thus may contain only US-ASCII characters. However, many mailers violate this spec requirement and use standard MIME encoding techniques to store non-ASCII filenames in this filename parameter.

If the mail.mime.encodefilename System property is set to “true”. the MimeMessage and MimeBodyPart setFileName methods will use the MimeUtility.encodeText method to encode the filename.

If the mail.mime.decodefilename System property is set to “true”. the MimeMessage and MimeBodyPart getFileName methods will use the MimeUtility.decodeText method to decode the filename.

Both of these properties default to “false”.

The following text is added to the MimeMessage and MimeBodyPart setFileName methods:

```
* If the <code>mail.mime.encodefilename</code> System property
* is set to true, the {@link MimeUtility#encodeText
* MimeUtility.encodeText method will be used to encode the
* filename. While such encoding is not supported by the MIME
* spec, many mailers use this technique to support non-ASCII
* characters in filenames. The default value of this property
* is false.
```

The following text is added to the MimeMessage and MimeBodyPart getFileName methods:

```
* If the <code>mail.mime.encodefilename</code> System property
* is set to true, the {@link MimeUtility#decodeText
* MimeUtility.decodeText method will be used to decode the
* filename. While such encoding is not supported by the MIME
* spec, many mailers use this technique to support non-ASCII
* characters in filenames. The default value of this property
* is false.
```

Add Service.connect(user, password) (6300771)

This convenience method uses the host already known to the Service (Transport or Store). Equivalent to connect(null, user, password).

Add mail.mime.multipart.ignoremissingendboundary System property (4971381)

```

/**
 * Connect to the current host using the specified username
 * and password. This method is equivalent to calling the
 * <code>connect(host, user, password)</code> method with null
 * for the host name.
 *
 * @param user      the user name
 * @param password  this user's password
 * @exception AuthenticationFailedException for authentication failures
 * @exception MessagingException          for other failures
 * @exception IllegalStateException if the service is already connected
 * @see javax.mail.event.ConnectionEvent
 * @see javax.mail.Session#setPasswordAuthentication
 * @see #connect(java.lang.String, java.lang.String, java.lang.String)
 * @since JavaMail 1.4
 */
public void connect(String user, String password)
                throws MessagingException

```

Add mail.mime.multipart.ignoremissingendboundary System property (4971381)

The current implementation of the `MimeMultipart` class will ignore a missing end boundary line; if EOF is reached when parsing the content before seeing an end boundary line, the last part of the multipart is terminated and no error is returned.

Some users have requested a way to force the multipart parsing to more strictly enforce the MIME specification. To support this we we introduce a new System property:

```
mail.mime.multipart.ignoremissingendboundary
```

If this property is set to “false” `MimeMultipart` will throw a `MessagingException` when parsing a multipart that does not include the proper end boundary line.

This property is already supported as part of the JavaMail implementation. This change makes the property a part of the standard API.

```

* The <code>mail.mime.multipart.ignoremissingendboundary</code>
* System property may be set to <code>>false</code> to cause a
* <code>MessagingException</code> to be thrown if the multipart
* data does not end with the required end boundary line. If this
* property is set to <code>true</code> or not set, missing end
* boundaries are not considered an error and the final body part
* ends at the end of the data. <p>

```

Add MimeMultipart.isComplete() method (6300811)

As described above, parsing of a MIME multipart may terminate without an error, even though no final boundary line was seen. This method will return true if the final boundary line was seen. This will allow applications to successfully parse mal-formed messages, while also being able to tell that they were mal-formed.

```
/**
 * Return true if the final boundary line for this
 * multipart was seen. When parsing multipart content,
 * this class will (by default) terminate parsing with
 * no error if the end of input is reached before seeing
 * the final multipart boundary line. In such a case,
 * this method will return false. (If the System property
 * "mail.mime.multipart.ignoremissingendboundary" is set to
 * false, parsing such a message will instead throw a
 * MessagingException.)
 *
 * @return true if the final boundary line was seen
 * @since JavaMail 1.4
 */
public boolean isComplete() throws MessagingException
```

Add mail.mime.multipart.ignoremissingboundaryparameter property (6300814)

The following property is already supported as part of the JavaMail implementation. This change makes the property a part of the standard API.

```
* The <code>mail.mime.multipart.ignoremissingboundaryparameter</code>
* System property may be set to <code>>false</code> to cause a
* <code>MessagingException</code> to be thrown if the Content-Type
* of the MimeMultipart does not include a <code>boundary</code> parameter.
* If this property is set to <code>true</code> or not set, the multipart
* parsing code will look for a line that looks like a boundary line and
* use that as the boundary separating the parts.
```

Add MimeMultipart.getPreamble and setPreamble methods (6300828)

In a MIME multipart message, it's possible to include text between the headers and the first boundary line. This text is called the preamble. It may include instructions for users of non-MIME compliant software. The `getPreamble` method allows access to this text when available. (Note that IMAP servers provide no convenient access to this text.) The `setPreamble` method allows an application to set the preamble for a message being constructed.

```
/**
 * Get the preamble text, if any, that appears before the
 * first body part of this multipart. Some protocols,
 * such as IMAP, will not allow access to the preamble text.
 *
 * @return the preamble text, or null if no preamble
 * @since JavaMail 1.4
 */
public String getPreamble() throws MessagingException

/**
 * Set the preamble text to be included before the first
 * body part. Applications should generally not include
 * any preamble text. In some cases it may be helpful to
 * include preamble text with instructions for users of
 * pre-MIME software.
 *
 * @param preamble the preamble text
 * @since JavaMail 1.4
 */
public void setPreamble(String preamble) throws MessagingException
```

Add MimeMessage.updateMessageID() protected method (6300831)

Some applications want more control over the data that's used to create the Message-ID for a message. This method allows an application to provide a simple subclass of `MimeMessage` that overrides the Message-ID algorithm.

```
/**
 * Update the Message-ID header. This method is called
 * by the <code>updateHeaders</code> and allows a subclass
 * to override only the algorithm for choosing a Message-ID.
 *
 * @since JavaMail 1.4
```

```

    */
    protected void updateMessageID() throws MessagingException

```

Add MimeMessage.createMimeMessage() protected method (6300833)

The `MimeMessage.reply` method creates and returns a new `MimeMessage`. Subclasses of `MimeMessage` may need the `reply` method to create a new message of the appropriate subclass. This method allows subclasses to control the class created in this case.

```

/**
 * Create and return a MimeMessage object. The reply method
 * uses this method to create the MimeMessage object that it
 * will return. Subclasses can override this method to return
 * a subclass of MimeMessage. This implementation simply constructs
 * and returns a MimeMessage object using the supplied Session.
 *
 * @param session the Session to use for the new message
 * @return the new MimeMessage object
 * @since JavaMail 1.4
 */
protected MimeMessage createMimeMessage(Session session)
                                throws MessagingException

```

Make the part field of MimePartDataSource protected (6300834)

Subclasses of `MimePartDataSource` may need access to the `part` field in order to implement the `getInputStream` method. The `part` field is currently private, this change will make it protected.

```

/**
 * The MimePart that provides the data for this DataSource.
 *
 * @since JavaMail 1.4
 */
protected MimePart part;

```

Folder.getSeparator should not require the folder to exist (6301381)

IMAP folders are able to determine the separator character without knowing whether the folder exists. Checking whether the folder exists in order to throw `FolderNotFoundException` introduces additional overhead. Because other methods often need to know the separator character, this overhead can be noticeable. The specification of this method is changed as follows:

```
/**
 * Return the delimiter character that separates this Folder's pathname
 * from the names of immediate subfolders. This method can be invoked
 * on a closed Folder.
 *
 * @exception FolderNotFoundException if the implementation
 *         requires the folder to exist, but it does not
 * @return      Hierarchy separator character
 */
public abstract char getSeparator() throws MessagingException;
```

Add PreencodedMimeBodyPart class (6301386)

In some cases an application will have data that has already been encoded using (for example) base64 encoding. There should be an easy way to attach such data to a message without the need to decode it and reencode it. This class provides such support.

```
/**
 * A MimeBodyPart that handles data that has already been encoded.
 * This class is useful when constructing a message and attaching
 * data that has already been encoded (for example, using base64
 * encoding). The data may have been encoded by the application,
 * or may have been stored in a file or database in encoded form.
 * The encoding is supplied when this object is created. The data
 * is attached to this object in the usual fashion, by using the
 * <code>setText</code>, <code>setContent</code>, or
 * <code>setDataHandler</code> methods.
 *
 * @since JavaMail 1.4
 */

public class PreencodedMimeBodyPart extends MimeBodyPart {
    /**
     * Create a PreencodedMimeBodyPart that assumes the data is
     * encoded using the specified encoding. The encoding must
     * be a MIME supported Content-Transfer-Encoding.
     */
}
```

```
    public PreencodedMimeBodyPart(String encoding)
    }
```

Add MimeBodyPart attachFile and saveFile methods (6301390)

It's very common for applications to create messages with files as attachments, and to receive attachments and save them in files. To simplify this usable, we add several convenience methods to the MimeBodyPart class:

```
/**
 * Use the specified file to provide the data for this part.
 * The simple file name is used as the file name for this
 * part and the data in the file is used as the data for this
 * part. The encoding will be chosen appropriately for the
 * file data.
 *
 * @param file the File object to attach
 * @exception IOException errors related to accessing the file
 * @exception MessagingException message related errors
 * @since JavaMail 1.4
 */
public void attachFile(File file)
    throws IOException, MessagingException

/**
 * Use the specified file to provide the data for this part.
 * The simple file name is used as the file name for this
 * part and the data in the file is used as the data for this
 * part. The encoding will be chosen appropriately for the
 * file data.
 *
 * @param file the name of the file to attach
 * @exception IOException errors related to accessing the file
 * @exception MessagingException message related errors
 * @since JavaMail 1.4
 */
public void attachFile(String file)
    throws IOException, MessagingException

/**
 * Save the contents of this part in the specified file. The content
 * is decoded and saved, without any of the MIME headers.
 *
 * @param file the File object to write to
 * @exception IOException errors related to accessing the file
 * @exception MessagingException message related errors
 * @since JavaMail 1.4
 */
```

```
public void saveFile(File file) throws IOException, MessagingException

/**
 * Save the contents of this part in the specified file. The content
 * is decoded and saved, without any of the MIME headers.
 *
 * @param file the name of the file to write to
 * @exception IOException errors related to accessing the file
 * @exception MessagingException message related errors
 * @since JavaMail 1.4
 */
public void saveFile(String file)
    throws IOException, MessagingException
```

Add MimeUtility fold and unfold methods (6302118)

When dealing with long header lines, it's often necessary to fold the lines to avoid exceeding line length limitations. When retrieving the data from such headers, the folding needs to be undone. The JavaMail implementation includes private fold and unfold methods for this purpose. These methods should be made public.

```
/**
 * Fold a string at linear whitespace so that each line is no longer
 * than 76 characters, if possible. If there are more than 76
 * non-whitespace characters consecutively, the string is folded at
 * the first whitespace after that sequence. The parameter
 * <code>used</code> indicates how many characters have been used in
 * the current line; it is usually the length of the header name. <p>
 *
 * Note that line breaks in the string aren't escaped; they probably
 * should be.
 *
 * @param used characters used in line so far
 * @param s the string to fold
 * @return the folded string
 */
public static String fold(int used, String s)

/**
 * Unfold a folded header. Any line breaks that aren't escaped and
 * are followed by whitespace are removed.
 *
 * @param s the string to unfold
 * @return the unfolded string
 */
public static String unfold(String s)
```

Allow more control over headers in InternetHeaders object (6302832)

Some applications, such as mail server applications, need more control over the order of headers in the `InternetHeaders` class. To support such usage, we allow such applications to subclass `InternetHeaders` and access the `List` of headers directly. `InternetHeaders` exposes a protected field:

```
protected List headers;
```

The elements of the list are objects of a new protected final class `InternetHeaders.InternetHeader` that extends the `javax.mail.Header` class. To allow the `InternetHeader` class to make use of the `Header` class, we make the following fields of `Header` protected:

```
/**
 * The name of the header.
 *
 * @since JavaMail 1.4
 */
protected String name;

/**
 * The value of the header.
 *
 * @since JavaMail 1.4
 */
protected String value;
```

Allow applications to dynamically register new protocol providers (6302835)

Some applications would like to register new protocol providers at runtime rather than depending on the JavaMail configuration files and resources. To support such usage we make the constructor for the `Provider` class public:

```
/**
 * Create a new provider of the specified type for the specified
 * protocol. The specified class implements the provider.
 *
 * @param type      Type.STORE or Type.TRANSPORT
 * @param protocol  valid protocol for the type
 * @param classname class name that implements this protocol
```

Allow applications to dynamically register address type mappings (4377727)

```

    * @param vendor    optional string identifying the vendor (may be null)
    * @param version    optional implementation version string (may be null)
    * @since JavaMail 1.4
    */
    public Provider(Type type, String protocol, String classname,
        String vendor, String version)

```

We also add a new method to `Session` to allow registering such Providers:

```

/**
 * Add a provider to the session.
 *
 * @param provider the provider to add
 * @since JavaMail 1.4
 */
public void addProvider(Provider provider)

```

Allow applications to dynamically register address type mappings (4377727)

Along with the above item, some applications will want to dynamically control the mapping from address type to protocol. This could also be used to change the default internet protocol from “smtp” to “smtps”. We add the following method to `Session`:

```

/**
 * Set the default transport protocol to use for addresses of
 * the specified type. Normally the default is set by the
 * <code>javamail.default.address.map</code> or
 * <code>javamail.address.map</code> files or resources.
 *
 * @param addresstype type of address
 * @param protocol    name of protocol
 * @see #getTransport(Address)
 * @since JavaMail 1.4
 */
public void setProtocolForAddress(String addresstype, String protocol)

```

ParameterList class should support non US-ASCII parameters (4107342)

RFC 2231 describes a method for encoding non-ASCII parameters in MIME headers. We introduce the following System properties to control encoding and decoding such parameters.

If the `mail.mime.encodeparameters` System property is set to “true”. non-ASCII parameters will be encoded per RFC 2231.

If the `mail.mime.decodeparameters` System property is set to `"true"`, parameters encoded per RFC 2231 will be decoded.

Both of these properties default to `"false"`.

Note that RFC 2231 also describes a technique for splitting long parameter values across multiple parameters. We do not plan to support such parameter continuations.

To allow specifying the charset to use for a parameter, we add the following method to `ParameterList`:

```
/**
 * Set a parameter. If this parameter already exists, it is
 * replaced by this new value. If the
 * <code>mail.mime.encodeparameters</code> System property
 * is true, and the parameter value is non-ASCII, it will be
 * encoded with the specified charset.
 *
 * @param name    name of the parameter.
 * @param value    value of the parameter.
 * @param charset charset of the parameter value.
 * @since JavaMail 1.4
 */
public void set(String name, String value, String charset)
```

Standard interface for Stores that support quotas (6304051)

Some IMAP stores support quotas. To allow applications to make use of quota support without depending on IMAP-specific APIs, we provide a `QuotaAwareStore` interface that Stores, such as the IMAP Store, can implement. We also provide a `Quota` class to represent a set of quotas for a quota root.

```
package javax.mail;

/**
 * An interface implemented by Stores that support quotas.
 * The {@link #getQuota getQuota} and {@link #setQuota setQuota} methods
 * support the quota model defined by the IMAP QUOTA extension.
 * Refer to <A HREF="http://www.ietf.org/rfc/rfc2087.txt">RFC 2087</A>
 * for more information. <p>
 *
 * @since JavaMail 1.4
 */
public interface QuotaAwareStore {
    /**
     * Get the quotas for the named quota root.
     * Quotas are controlled on the basis of a quota root, not
     * (necessarily) a folder. The relationship between folders
```



```

    * and quota roots depends on the server. Some servers
    * might implement a single quota root for all folders owned by
    * a user. Other servers might implement a separate quota root
    * for each folder. A single folder can even have multiple
    * quota roots, perhaps controlling quotas for different
    * resources.
    *
    * @param root the name of the quota root
    * @return array of Quota objects
    * @exception MessagingException if the server doesn't support the
    *                               QUOTA extension
    */
    Quota[] getQuota(String root) throws MessagingException;

    /**
     * Set the quotas for the quota root specified in the quota argument.
     * Typically this will be one of the quota roots obtained from the
     * <code>getQuota</code> method, but it need not be.
     *
     * @param quota the quota to set
     * @exception MessagingException if the server doesn't support the
     *                               QUOTA extension
     */
    void setQuota(Quota quota) throws MessagingException;
}

package javax.mail;

/**
 * This class represents a set of quotas for a given quota root.
 * Each quota root has a set of resources, represented by the
 * <code>Quota.Resource</code> class. Each resource has a name
 * (for example, "STORAGE"), a current usage, and a usage limit.
 * See RFC 2087.
 *
 * @since JavaMail 1.4
 */

public class Quota {

    /**
     * An individual resource in a quota root.
     *
     * @since JavaMail 1.4
     */
    public static class Resource {
        /** The name of the resource. */
        public String name;
        /** The current usage of the resource. */
        public long usage;
        /** The usage limit for the resource. */
        public long limit;
    }
}
```

```

    /**
     * Construct a Resource object with the given name,
     * usage, and limit.
     *
     * @param name the resource name
     * @param usage the current usage of the resource
     * @param limit the usage limit for the resource
     */
    public Resource(String name, long usage, long limit)
}

/**
 * The name of the quota root.
 */
public String quotaRoot;

/**
 * The set of resources associated with this quota root.
 */
public Quota.Resource[] resources;

/**
 * Create a Quota object for the named quotaroot with no associated
 * resources.
 *
 * @param quotaRoot the name of the quota root
 */
public Quota(String quotaRoot)

/**
 * Set a resource limit for this quota root.
 *
 * @param name the name of the resource
 * @param limit the resource limit
 */
public void setResourceLimit(String name, long limit)
}

```

Add ByteArrayDataSource class (4623517)

The `ByteArrayDataSource` has been included in the JavaMail demo source code for quite some time. Quite a few applications need a class of this sort. It's time to add it as a standard API. To avoid conflicting with applications that have used the demo version, we put this version in a new `javax.mail.util` package.

```

package javax.mail.util;

/**
 * A DataSource backed by a byte array. The byte array may be

```

```
* passed in directly, or may be initialized from an InputStream
* or a String.
*
* @since JavaMail 1.4
*/
public class ByteArrayDataSource implements DataSource {
    /**
     * Create a ByteArrayDataSource with data from the
     * specified byte array and with the specified MIME type.
     */
    public ByteArrayDataSource(byte[] data, String type)

    /**
     * Create a ByteArrayDataSource with data from the
     * specified InputStream and with the specified MIME type.
     * The InputStream is read completely and the data is
     * stored in a byte array.
     */
    public ByteArrayDataSource(InputStream is, String type)
        throws IOException

    /**
     * Create a ByteArrayDataSource with data from the
     * specified String and with the specified MIME type.
     * The MIME type should include a <code>charset</code>
     * parameter specifying the charset to be used for the
     * string. If the parameter is not included, the
     * default charset is used.
     */
    public ByteArrayDataSource(String data, String type) throws IOException

    /**
     * Return an InputStream for the data.
     * Note that a new stream is returned each time
     * this method is called.
     */
    public InputStream getInputStream() throws IOException

    /**
     * Return an OutputStream for the data.
     * Writing the data is not supported; an <code>IOException</code>
     * is always thrown.
     */
    public OutputStream getOutputStream() throws IOException

    /**
     * Get the MIME content type of the data.
     */
    public String getContentType()

    /**
     * Get the name of the data.
     * By default, an empty string ("") is returned.

```

```

    */
    public String getName()

    /**
     * Set the name of the data.
     */
    public void setName(String name)
}

```

Add SharedByteArrayInputStream class (6304189)

The `SharedInputStream` interface allows the JavaMail implementation to efficiently process data when parsing messages, without needing to make many copies of the data. This class is an implementation of the `SharedInputStream` interface that uses a byte array as the backing store.

```

package javax.mail.util;

/**
 * A ByteArrayInputStream that implements the SharedInputStream interface,
 * allowing the underlying byte array to be shared between multiple
 * readers.
 *
 * @since JavaMail 1.4
 */
public class SharedByteArrayInputStream extends ByteArrayInputStream
    implements SharedInputStream {
    /**
     * Position within shared buffer that this stream starts at.
     */
    protected int start;

    /**
     * Create a SharedByteArrayInputStream representing the entire
     * byte array.
     */
    public SharedByteArrayInputStream(byte[] buf)

    /**
     * Create a SharedByteArrayInputStream representing the part
     * of the byte array from <code>offset</code> for <code>length</code>
     * bytes.
     */
    public SharedByteArrayInputStream(byte[] buf, int offset, int length)

    /**
     * Return the current position in the InputStream, as an
     * offset from the beginning of the InputStream.
     */
}

```

```

    * @return the current position
    */
    public long getPosition()

    /**
     * Return a new InputStream representing a subset of the data
     * from this InputStream, starting at <code>start</code> (inclusive)
     * up to <code>end</code> (exclusive). <code>start</code> must be
     * non-negative. If <code>end</code> is -1, the new stream ends
     * at the same place as this stream. The returned InputStream
     * will also implement the SharedInputStream interface.
     *
     * @param start the starting position
     * @param end the ending position + 1
     * @return the new stream
     */
    public InputStream newStream(long start, long end)
}

```

Add SharedFileInputStream class (6304193)

Finally, SharedFileInputStream is an implementation of the SharedInputStream interface that uses a file as the backing store.

```

package javax.mail.util;

/**
 * A <code>SharedFileInputStream</code> is a
 * <code>BufferedInputStream</code> that buffers
 * data from the file and supports the <code>mark</code>
 * and <code>reset</code> methods. It also supports the
 * <code>newStream</code> method that allows you to create
 * other streams that represent subsets of the file.
 * A <code>RandomAccessFile</code> object is used to
 * access the file data.
 *
 * @since JavaMail 1.4
 */
public class SharedFileInputStream extends BufferedInputStream
    implements SharedInputStream {

    /**
     * The file containing the data.
     * Shared by all related SharedFileInputStream instances.
     */
    protected RandomAccessFile in;

    /**
     * The normal size of the read buffer.

```

```

    */
    protected int bufsize;

    /**
     * The file offset that corresponds to the first byte in
     * the read buffer.
     */
    protected long bufpos;

    /**
     * The file offset of the start of data in this subset of the file.
     */
    protected long start = 0;

    /**
     * The amount of data in this subset of the file.
     */
    protected long datalen;

    /**
     * Creates a <code>SharedFileInputStream</code>
     * for the file.
     *
     * @param file the file
     */
    public SharedFileInputStream(File file) throws IOException

    /**
     * Creates a <code>SharedFileInputStream</code>
     * for the named file.
     *
     * @param file the file
     */
    public SharedFileInputStream(String file) throws IOException

    /**
     * Creates a <code>SharedFileInputStream</code>
     * with the specified buffer size.
     *
     * @param file the file
     * @param size the buffer size.
     * @exception IllegalArgumentException if size <= 0.
     */
    public SharedFileInputStream(File file, int size) throws IOException

    /**
     * Creates a <code>SharedFileInputStream</code>
     * with the specified buffer size.
     *
     * @param file the file
     * @param size the buffer size.
     * @exception IllegalArgumentException if size <= 0.
     */

```

```

public SharedFileInputStream(String file, int size) throws IOException

/**
 * See the general contract of the read
 * method of InputStream.
 *
 * @return      the next byte of data, or -1 if the end of
 *              the stream is reached.
 * @exception   IOException if an I/O error occurs.
 */
public int read() throws IOException

/**
 * Reads bytes from this stream into the specified byte array,
 * starting at the given offset.
 *
 * <p> This method implements the general contract of the corresponding
 * {@link java.io.InputStream#read(byte[], int, int) read}
 * method of the {@link java.io.InputStream} class.
 *
 * @param      b      destination buffer.
 * @param      off     offset at which to start storing bytes.
 * @param      len     maximum number of bytes to read.
 * @return      the number of bytes read, or -1 if the end
 *              of the stream has been reached.
 * @exception   IOException if an I/O error occurs.
 */
public int read(byte b[], int off, int len) throws IOException

/**
 * See the general contract of the skip
 * method of InputStream.
 *
 * @param      n      the number of bytes to be skipped.
 * @return      the actual number of bytes skipped.
 * @exception   IOException if an I/O error occurs.
 */
public long skip(long n) throws IOException

/**
 * Returns the number of bytes that can be read from this input
 * stream without blocking.
 *
 * @return      the number of bytes that can be read from this input
 *              stream without blocking.
 * @exception   IOException if an I/O error occurs.
 */
public int available() throws IOException

/**
 * See the general contract of the mark
 * method of InputStream.
 *

```

```

    * @param    readlimit    the maximum limit of bytes that can be read
    *                                before the mark position becomes invalid.
    * @see      #reset()
    */
    public void mark(int readlimit)

    /**
     * See the general contract of the <code>reset</code>
     * method of <code>InputStream</code>.
     * <p>
     * If <code>markpos</code> is <code>-1</code>
     * (no mark has been set or the mark has been
     * invalidated), an <code>IOException</code>
     * is thrown. Otherwise, <code>pos</code> is
     * set equal to <code>markpos</code>.
     *
     * @exception  IOException  if this stream has not been marked or
     *                           if the mark has been invalidated.
     * @see        #mark(int)
     */
    public void reset() throws IOException

    /**
     * Tests if this input stream supports the <code>mark</code>
     * and <code>reset</code> methods. The <code>markSupported</code>
     * method of <code>SharedFileInputStream</code> returns
     * <code>true</code>.
     *
     * @return     a <code>boolean</code> indicating if this stream type
     *               supports the <code>mark</code> and <code>reset</code>
     *               methods.
     * @see        java.io.InputStream#mark(int)
     * @see        java.io.InputStream#reset()
     */
    public boolean markSupported()

    /**
     * Closes this input stream and releases any system resources
     * associated with the stream.
     *
     * @exception  IOException  if an I/O error occurs.
     */
    public void close() throws IOException

    /**
     * Return the current position in the InputStream, as an
     * offset from the beginning of the InputStream.
     *
     * @return     the current position
     */
    public long getPosition()

    /**

```



```
* Return a new InputStream representing a subset of the data
* from this InputStream, starting at <code>start</code> (inclusive)
* up to <code>end</code> (exclusive). <code>start</code> must be
* non-negative. If <code>end</code> is -1, the new stream ends
* at the same place as this stream. The returned InputStream
* will also implement the SharedInputStream interface.
*
* @param start the starting position
* @param end   the ending position + 1
* @return the new stream
*/
public InputStream newStream(long start, long end)

/**
 * Force this stream to close.
 */
protected void finalize() throws Throwable
}
```


Appendix J:

Features Added in JavaMail 1.5

This appendix summarizes the features that were added in JavaMail 1.5. Refer to the appropriate Javadoc documentation for additional information about each item. The numbers in parentheses are bug numbers; you can find more information about the bug reports at:

<https://github.com/javaee/javamail/issues/<bug number>>

Add `FetchProfile.Item.SIZE` (37)

The `FetchProfile.Item.SIZE` item allows prefetching the size of a message. Previously this was an IMAP-specific fetch item.

```
/**
 * SIZE is a fetch profile item that can be included in a
 * <code>FetchProfile</code> during a fetch request to a Folder.
 * This item indicates that the sizes of the messages in the specified
 * range should be prefetched. <p>
 *
 * @sinceJavaMail 1.5
 */
public static final Item SIZE;
```

Fix protected fields in final classes in `javax.mail.search` (38)

Several final classes in the `javax.mail.search` package contain protected fields. Since the classes are final, they can't be subclassed, and the protected fields can not be accessed. This change cleans up these fields by making them private. The following fields are changed:

```
javax.mail.search.AndTerm:
    private SearchTerm[] terms;

javax.mail.search.FlagTerm:
    private boolean set;
    private Flags flags;

javax.mail.search.HeaderTerm:
    private String headerName;

javax.mail.search.NotTerm:
```

```

        private SearchTerm term;

    javax.mail.search.OrTerm:
        private SearchTerm[] terms;

    javax.mail.search.RecipientTerm:
        private Message.RecipientType type;

```

Add MimeMultipart (String subtype, BodyPart... bps) constructor (39)

These convenience constructors create a MimeMultipart object given an array or varargs list of BodyParts.

```

/**
 * Construct a MimeMultipart object of the default "mixed" subtype,
 * and with the given body parts. More body parts may be added later.
 *
 * @since   JavaMail 1.5
 */
public MimeMultipart(BodyPart... parts) throws MessagingException

/**
 * Construct a MimeMultipart object of the given subtype
 * and with the given body parts. More body parts may be added later.
 *
 * @since   JavaMail 1.5
 */
public MimeMultipart(String subtype, BodyPart... parts)
    throws MessagingException

```

Exceptions should support exception chaining (40)

javax.mail.MessagingException was designed before exception chaining was added to Java SE, but it does support a similar concept itself, and that support should be made available to all subclasses.

```

javax.mail.AuthenticationFailedException:
/**
 * Constructs an AuthenticationFailedException with the specified
 * detail message and embedded exception. The exception is chained
 * to this exception.

```

```
*
* @param message    The detailed error message
* @param e          The embedded exception
* @since            JavaMail 1.5
*/
public AuthenticationFailedException(String message, Exception e)

javax.mail.FolderClosedException:
/**
 * Constructs a FolderClosedException with the specified
 * detail message and embedded exception. The exception is chained
 * to this exception.
 *
 * @param folder    The Folder
 * @param message   The detailed error message
 * @param e         The embedded exception
 * @since           JavaMail 1.5
 */
public FolderClosedException(Folder folder, String message, Exception e)

javax.mail.FolderNotFoundException:
/**
 * Constructs a FolderNotFoundException with the specified
 * detail message and embedded exception. The exception is chained
 * to this exception.
 *
 * @param folder    The Folder
 * @param s         The detailed error message
 * @param e         The embedded exception
 * @since           JavaMail 1.5
 */
public FolderNotFoundException(Folder folder, String s, Exception e)

javax.mail.IllegalWriteException:
/**
 * Constructs an IllegalWriteException with the specified
 * detail message and embedded exception. The exception is chained
 * to this exception.
 *
 * @param s         The detailed error message
 * @param e         The embedded exception
 * @since           JavaMail 1.5
 */
public IllegalWriteException(String s, Exception e)

javax.mail.MessageRemovedException:
/**
 * Constructs a MessageRemovedException with the specified
 * detail message and embedded exception. The exception is chained
 * to this exception.
 *
 * @param s         The detailed error message
 * @param e         The embedded exception
```

```

    * @since          JavaMail 1.5
    */
    public MessageRemovedException(String s, Exception e)

javax.mail.MethodNotSupportedException:
    /**
     * Constructs a MethodNotSupportedException with the specified
     * detail message and embedded exception. The exception is chained
     * to this exception.
     *
     * @param s          The detailed error message
     * @param e          The embedded exception
     * @since            JavaMail 1.5
     */
    public MethodNotSupportedException(String s, Exception e)

javax.mail.NoSuchProviderException:
    /**
     * Constructs a NoSuchProviderException with the specified
     * detail message and embedded exception. The exception is chained
     * to this exception.
     *
     * @param message    The detailed error message
     * @param e          The embedded exception
     * @since            JavaMail 1.5
     */
    public NoSuchProviderException(String message, Exception e)

javax.mail.ReadOnlyFolderException:
    /**
     * Constructs a ReadOnlyFolderException with the specified
     * detail message and embedded exception. The exception is chained
     * to this exception.
     *
     * @param folder     The Folder
     * @param message    The detailed error message
     * @param e          The embedded exception
     * @since            JavaMail 1.5
     */
    public ReadOnlyFolderException(Folder folder, String message, Exception
e)

javax.mail.StoreClosedException:
    /**
     * Constructs a StoreClosedException with the specified
     * detail message and embedded exception. The exception is chained
     * to this exception.
     *
     * @param store      The dead Store object
     * @param message    The detailed error message
     * @param e          The embedded exception
     * @since            JavaMail 1.5
     */

```

```
public StoreClosedException(Store store, String message, Exception e)
```

ParameterList needs to support use by IMAP (41)

The IMAP provider has special needs when processing multi-segment parameters defined by RFC 2231. This new method supports such use by the IMAP provider.

```
/**
 * Normal users of this class will use simple parameter names.
 * In some cases, for example, when processing IMAP protocol
 * messages, individual segments of a multi-segment name
 * (specified by RFC 2231) will be encountered and passed to
 * the {@link #set} method. After all these segments are added
 * to this ParameterList, they need to be combined to represent
 * the logical parameter name and value. This method will combine
 * all segments of multi-segment names. <p>
 *
 * Normal users should never need to call this method.
 *
 * @since   JavaMail 1.5
 */
public void combineSegments()
```

ContentType and *ContentDisposition* toString should never return null (42)

The general contract of `Object.toString` is that it never returns null. The `toString` methods of `ContentType` and `ContentDisposition` were defined to return null in certain error cases. Given the general `toString` contract it seems unlikely that anyone ever depended on these special cases, and it would be more useful for these classes to obey the general contract. These methods have been changed to return an empty string in these error cases.

```
javax.mail.internet.ContentType:
/**
 * Retrieve a RFC2045 style string representation of
 * this Content-Type. Returns an empty string if
 * the conversion failed.
 *
 * @return  RFC2045 style string
 */
public String toString()
```

```

javax.mail.internet.ContentDisposition:
/**
 * Retrieve a RFC2045 style string representation of
 * this ContentDisposition. Returns an empty string if
 * the conversion failed.
 *
 * @return RFC2045 style string
 * @since   JavaMail 1.2
 */
public String toString()

```

Add Transport.send(msg, username, password) method (44)

It's now very common that email servers require authentication before sending a message, so we add these new convenience methods.

```

/**
 * Send a message. The message will be sent to all recipient
 * addresses specified in the message (as returned from the
 * <code>Message</code> method <code>getAllRecipients</code>).
 * The <code>send</code> method calls the <code>saveChanges</code>
 * method on the message before sending it. <p>
 *
 * Use the specified user name and password to authenticate to
 * the mail server.
 *
 * @param msg      the message to send
 * @param user     the user name
 * @param password this user's password
 * @exception      SendFailedException if the message could not
 *                  be sent to some or any of the recipients.
 * @exception      MessagingException
 * @see            Message#saveChanges
 * @see            #send(Message)
 * @see            javax.mail.SendFailedException
 * @since          JavaMail 1.5
 */
public static void send(Message msg,
                       String user, String password) throws MessagingException

/**
 * Send the message to the specified addresses, ignoring any
 * recipients specified in the message itself. The
 * <code>send</code> method calls the <code>saveChanges</code>
 * method on the message before sending it. <p>
 *
 * Use the specified user name and password to authenticate to

```



```

* the mail server.
*
* @param msg      the message to send
* @param addresses the addresses to which to send the message
* @param user     the user name
* @param password this user's password
* @exception      SendFailedException if the message could not
*                  be sent to some or any of the recipients.
* @exception      MessagingException
* @see            Message#saveChanges
* @see            #send(Message)
* @see            javax.mail.SendFailedException
* @since          JavaMail 1.5
*/
public static void send(Message msg, Address[] addresses,
                       String user, String password) throws MessagingException

```

Add MimeMessage.setFrom(String) method (45)

This new convenience method allows the From header to be set using a String.

```

/**
 * Set the RFC 822 "From" header field. Any existing values are
 * replaced with the given addresses. If address is <code>null</code>,
 * this header is removed.
 *
 * @param address the sender(s) of this message
 * @exception      IllegalWriteException if the underlying
 *                  implementation does not support modification
 *                  of existing values
 * @exception      IllegalStateException if this message is
 *                  obtained from a READ_ONLY folder.
 * @exception      MessagingException
 * @since          JvaMail 1.5
 */
public void setFrom(String address) throws MessagingException

```

Add Message.getSession() method (46)

Allow access to the Session used when the Message was created.

```

/**
 * Return the Session used when this message was created.
 *
 * @return          the message's Session
 * @since          JavaMail 1.5

```

```

    */
    public Session getSession()

```

MimeBodyPart.attachFile *should set the disposition to ATTACHMENT (47)*

An oversight when these methods were originally added. Clearly attachments should set the disposition to ATTACHMENT.

```

    /**
     * Use the specified file to provide the data for this part.
     * The simple file name is used as the file name for this
     * part and the data in the file is used as the data for this
     * part. The encoding will be chosen appropriately for the
     * file data. The disposition of this part is set to
     * {@link Part#ATTACHMENT Part.ATTACHMENT}.
     *
     * @param      file          the File object to attach
     * @exception   IOException   errors related to accessing the
file
     * @exception   MessagingException message related errors
     * @since      JavaMail 1.4
     */
    public void attachFile(File file) throws IOException,
MessagingException

    /**
     * Use the specified file to provide the data for this part.
     * The simple file name is used as the file name for this
     * part and the data in the file is used as the data for this
     * part. The encoding will be chosen appropriately for the
     * file data.
     *
     * @param      file          the name of the file to attach
     * @exception   IOException   errors related to accessing the
file
     * @exception   MessagingException message related errors
     * @since      JavaMail 1.4
     */
    public void attachFile(String file) throws IOException,
MessagingException

```

Add MimeMessage.reply(replyToAll, setAnswered) method (48)

Add a method to control whether the ANSWERED flag is set in the original message when creating a reply message.

```
/**
 * Get a new Message suitable for a reply to this message.
 * The new Message will have its attributes and headers
 * set up appropriately. Note that this new message object
 * will be empty, i.e., it will <strong>not</strong> have a "content".
 * These will have to be suitably filled in by the client. <p>
 *
 * If <code>replyToAll</code> is set, the new Message will be addressed
 * to all recipients of this message. Otherwise, the reply will be
 * addressed to only the sender of this message (using the value
 * of the <code>getReplyTo</code> method). <p>
 *
 * If <code>setAnswered</code> is set, the
 * {@link javax.mail.Flags.Flag#ANSWERED ANSWERED} flag is set
 * in this message. <p>
 *
 * The "Subject" field is filled in with the original subject
 * prefixed with "Re:" (unless it already starts with "Re:").
 * The "In-Reply-To" header is set in the new message if this
 * message has a "Message-Id" header.
 *
 * The current implementation also sets the "References" header
 * in the new message to include the contents of the "References"
 * header (or, if missing, the "In-Reply-To" header) in this message,
 * plus the contents of the "Message-Id" header of this message,
 * as described in RFC 2822.
 *
 * @param    replyToAll        reply should be sent to all recipients
 *                               of this message
 * @param    setAnswered      set the ANSWERED flag in this message?
 * @return    the reply Message
 * @exception MessagingException
 * @since     JavaMail 1.5
 */
public Message reply(boolean replyToAll, boolean setAnswered)
                    throws MessagingException
```

Add additional "next" methods to HeaderTokenizer (49)

These additional "next" methods make it easier to parse headers that don't obey the MIME syntax requirements.

```

/**
 * Parses the next token from this String.
 * If endOfAtom is not NUL, the token extends until the
 * endOfAtom character is seen, or to the end of the header.
 * This method is useful when parsing headers that don't
 * obey the MIME specification, e.g., by failing to quote
 * parameter values that contain spaces.
 *
 * @param   endOfAtom      if not NUL, character marking end of token
 * @return   the next Token
 * @exception ParseException if the parse fails
 * @since    JavaMail 1.5
 */
public Token next(char endOfAtom) throws ParseException

/**
 * Parses the next token from this String.
 * endOfAtom is handled as above. If keepEscapes is true,
 * any backslash escapes are preserved in the returned string.
 * This method is useful when parsing headers that don't
 * obey the MIME specification, e.g., by failing to escape
 * backslashes in the filename parameter.
 *
 * @param   endOfAtom      if not NUL, character marking end of token
 * @param   keepEscapes    keep all backslashes in returned string?
 * @return   the next Token
 * @exception ParseException if the parse fails
 * @since    JavaMail 1.5
 */
public Token next(char endOfAtom, boolean keepEscapes)
                throws ParseException

```

Add @MailSessionDefinition and @MailSessionDefinitions for Java EE 7 (51)

These new annotations support configuring JavaMail Session resources in Java EE 7 application servers.

```
javax.mail.MailSessionDefinition:
```

```

/**
 * Annotation used by Java EE applications to define a <code>MailSession</code>
 * to be registered with JNDI. The <code>MailSession</code> may be
 * configured
 * by setting the annotation elements for commonly used <code>Session</code>

```

Add @MailSessionDefinition and @MailSessionDefinitions for Java EE 7 (51)

```

* properties. Additional standard and vendor-specific properties may be
* specified using the <code>properties</code> element.
* <p/>
* The session will be registered under the name specified in the
* <code>name</code> element. It may be defined to be in any valid
* <code>Java EE</code> namespace, and will determine the accessibility of
* the session from other components.
*
* @since JavaMail 1.5
*/
@Target({ElementType.TYPE})
@Retention(RetentionPolicy.RUNTIME)
public @interface MailSessionDefinition {

    /**
     * Description of this mail session.
     */
    String description() default "";

    /**
     * JNDI name by which the mail session will be registered.
     */
    String name();

    /**
     * Store protocol name.
     */
    String storeProtocol() default "";

    /**
     * Transport protocol name.
     */
    String transportProtocol() default "";

    /**
     * Host name for the mail server.
     */
    String host() default "";

    /**
     * User name to use for authentication.
     */
    String user() default "";

    /**
     * Password to use for authentication.
     */
    String password() default "";

    /**
     * From address for the user.
     */
    String from() default "";
}

```

```

    /**
     * Properties to include in the Session.
     * Properties are specified using the format:
     * <i>propertyName=propertyValue</i> with one property per array
    element.
    */
    String[] properties() default {};
}

javax.mail.MailSessionDefinitions:

import java.lang.annotation.Target;
import java.lang.annotation.Retention;
import java.lang.annotation.ElementType;
import java.lang.annotation.RetentionPolicy;

/**
 * Declares one or more <code>MailSessionDefinition</code> annotations.
 *
 * @see MailSessionDefinition
 * @since JavaMail 1.5
 */
@Target({ElementType.TYPE})
@Retention(RetentionPolicy.RUNTIME)
public @interface MailSessionDefinitions {
    MailSessionDefinition[] value();
}

```

Make cachedContent field protected in MimeMessage and MimeBodyPart (52)

Exposing this previously private field makes it easier to subclass these classes.

```

/**
 * If our content is a Multipart or Message object, we save it
 * the first time it's created by parsing a stream so that changes
 * to the contained objects will not be lost. <p>
 *
 * If this field is not null, it's return by the {@link #getContent}
 * method. The {@link #getContent} method sets this field if it
 * would return a Multipart or MimeMessage object. This field is
 * is cleared by the {@link #setDataHandler} method.
 *
 * @since JavaMail 1.5
 */
protected Object cachedContent;

```

Make MimeMultipart fields protected to allow subclassing (53)

Most of these fields control how the MimeMultipart class parses messages that don't conform to the MIME spec. The new `initializeProperties` method initializes these fields based on System properties. Exposing these previously private fields makes it easier to subclass MimeMultipart.

```
/**
 * Have we seen the final boundary line?
 *
 * @since   JavaMail 1.5
 */
protected boolean complete = true;

/**
 * The MIME multipart preamble text, the text that
 * occurs before the first boundary line.
 *
 * @since   JavaMail 1.5
 */
protected String preamble = null;

/**
 * Flag corresponding to the
 * "mail.mime.multipart.ignoremissingendboundary"
 * property, set in the {@link #initializeProperties} method called
 * from constructors and the parse method.
 *
 * @since   JavaMail 1.5
 */
protected boolean ignoreMissingEndBoundary = true;

/**
 * Flag corresponding to the
 * "mail.mime.multipart.ignoremissingboundaryparameter"
 * property, set in the {@link #initializeProperties} method called
 * from constructors and the parse method.
 *
 * @since   JavaMail 1.5
 */
protected boolean ignoreMissingBoundaryParameter = true;

/**
 * Flag corresponding to the
 * "mail.mime.multipart.ignoreexistingboundaryparameter"
 * property, set in the {@link #initializeProperties} method called
 * from constructors and the parse method.
 *
 * @since   JavaMail 1.5
 */
protected boolean ignoreExistingBoundaryParameter = false;
```

```

/**
 * Flag corresponding to the "mail.mime.multipart.allowempty"
 * property, set in the {@link #initializeProperties} method called
 * from constructors and the parse method.
 *
 * @since   JavaMail 1.5
 */
protected boolean allowEmpty = false;

/**
 * Initialize flags that control parsing behavior,
 * based on System properties described above in
 * the class documentation.
 *
 * @since   JavaMail 1.5
 */
protected void initializeProperties()

```

The following additional System properties are defined corresponding to the last two fields above:

`mail.mime.multipart.ignoreexistingboundaryparameter:`

Normally the boundary parameter in the Content-Type header of a multipart body part is used to specify the separator between parts of the multipart body. This System property may be set to "true" to cause the parser to look for a line in the multipart body that looks like a boundary line and use that value as the separator between subsequent parts. This may be useful in cases where a broken anti-virus product has rewritten the message incorrectly such that the boundary parameter and the actual boundary value no longer match.

The default value of this property is false.

`mail.mime.multipart.allowempty:`

Normally, when writing out a MimeMultipart that contains no body parts, or when trying to parse a multipart message with no body parts, a MessagingException is thrown. The MIME spec does not allow multipart content with no body parts. This System property may be set to "true" to override this behavior. When writing out such a MimeMultipart, a single empty part will be included. When reading such a multipart, a MimeMultipart will be created with no body parts.

The default value of this property is false.

Need simple way to override MIME type and encoding of attachment (55)

First, we define an interface that allows a DataSource to specify the Content-Transfer-Encoding to use:

```
package javax.mail;

/**
 * A {@link javax.activation.DataSource DataSource} that also implements
 * <code>EncodingAware</code> may specify the Content-Transfer-Encoding
 * to use for its data. Valid Content-Transfer-Encoding values specified
 * by RFC 2045 are "7bit", "8bit", "quoted-printable", "base64", and
 * "binary".
 * <p>
 * For example, a {@link javax.activation.FileDataSource FileDataSource}
 * could be created that forces all files to be base64 encoded: <p>
 * <blockquote><pre>
 * public class Base64FileDataSource extends FileDataSource
 *     implements EncodingAware {
 *     public Base64FileDataSource(File file) {
 *         super(file);
 *     }
 *
 *     // implements EncodingAware.getEncoding()
 *     public String getEncoding() {
 *         return "base64";
 *     }
 * }
 * </pre></blockquote><p>
 *
 * @since      JavaMail 1.5
 * @author      Bill Shannon
 */

public interface EncodingAware {

    /**
     * Return the MIME Content-Transfer-Encoding to use for this data,
     * or null to indicate that an appropriate value should be chosen
     * by the caller.
     *
     * @return      the Content-Transfer-Encoding value, or null
     */
    public String getEncoding();
}
```

Then we add new methods to MimeBodyPart:

```

/**
 * Use the specified file with the specified Content-Type and
 * Content-Transfer-Encoding to provide the data for this part.
 * If contentType or encoding are null, appropriate values will
 * be chosen.
 * The simple file name is used as the file name for this
 * part and the data in the file is used as the data for this
 * part. The disposition of this part is set to
 * {@link Part#ATTACHMENT Part.ATTACHMENT}.
 *
 * @param file the File object to attach
 * @param contentType the Content-Type, or null
 * @param encoding the Content-Transfer-Encoding, or
null
 * @exception IOException errors related to accessing the
file
 * @exception MessagingException message related errors
 * @since JavaMail 1.5
 */
public void attachFile(File file, String contentType, String encoding)
                        throws IOException, MessagingException

/**
 * Use the specified file with the specified Content-Type and
 * Content-Transfer-Encoding to provide the data for this part.
 * If contentType or encoding are null, appropriate values will
 * be chosen.
 * The simple file name is used as the file name for this
 * part and the data in the file is used as the data for this
 * part. The disposition of this part is set to
 * {@link Part#ATTACHMENT Part.ATTACHMENT}.
 *
 * @param file the name of the file
 * @param contentType the Content-Type, or null
 * @param encoding the Content-Transfer-Encoding, or
null
 * @exception IOException errors related to accessing the
file
 * @exception MessagingException message related errors
 * @since JavaMail 1.5
 */
public void attachFile(String file, String contentType, String
encoding)
                        throws IOException, MessagingException

```

Enable RFC 2231 support by default (56)

RFC 2231 support for encoded parameter values is now widely implemented, it's time to change the default to support this standard. Given the way RFC 2231 is defined, it's extremely unlikely that this would cause compatibility problems with existing applications.

The System properties `mail.mime.decodeparameters` and
`mail.mime.encodeparameters` now default to true instead of false.

Appendix K:

Features Added in JavaMail 1.6

This appendix summarizes the features that were added in JavaMail 1.6. Refer to the appropriate Javadoc documentation for additional information about each item. The numbers in parentheses are bug numbers; you can find more information about the bug reports at:

<https://github.com/javaee/javamail/issues/<bug number>>

MailSessionDefinition *should use* Repeatable *annotation for Java EE 8 (226)*

The MailSessionDefinition annotation now includes the Repeatable annotation:

```
@Target({ElementType.TYPE})
@Retention(RetentionPolicy.RUNTIME)
@Repeatable(MailSessionDefinitions.class)
public @interface MailSessionDefinition {
    ...
}
```

The Repeatable annotation is not known to Java SE 7 and will be ignored (as expected) when JavaMail 1.6 is used on Java SE 7.

MimeMessage.updateHeaders *should set* Date *header if not already set (77)*

RFC 2822 requires a Date header. The MimeMessage.updateHeaders method now sets the Date header if it's not already set:

```
/**
 * Called by the <code>saveChanges</code> method to actually
 * update the MIME headers. The implementation here sets the
 * <code>Content-Transfer-Encoding</code> header (if needed
 * and not already set), the <code>Date</code> header (if
 * not already set), the <code>MIME-Version</code> header
 * and the <code>Message-ID</code> header. Also, if the content
 * of this message is a <code>MimeMultipart</code>, its
 * <code>updateHeaders</code> method is called. <p>
 *
 * If the {@link #cachedContent} field is not null (that is,
```

```

* it references a Multipart or Message object), then
* that object is used to set a new DataHandler, any
* stream data used to create this object is discarded,
* and the {@link #cachedContent} field is cleared.
*
* @exception      IllegalWriteException if the underlying
*                  implementation does not support modification
* @exception      IllegalStateException if this message is
*                  obtained from a READ_ONLY folder.
* @exception      MessagingException for other failures
*/
protected synchronized void updateHeaders()
                                throws MessagingException {
    ...
}

```

Update public API to use generics (232)

Methods on the following APIs have been updated to use generics when appropriate:

```

javax.mail.Multipart
javax.mail.Part
javax.mail.Service
javax.mail.internet.InternetHeaders
javax.mail.internet.MimeBodyPart
javax.mail.internet.MimeMessage
javax.mail.internet.MimePart
javax.mail.internet.ParameterList

```

Details follow:

```

diff -r 1f6b2c17e291 mail/src/main/java/javax/mail/Multipart.java
--- a/mail/src/main/java/javax/mail/Multipart.java
+++ b/mail/src/main/java/javax/mail/Multipart.java
@@ -72,2 +72,1 @@
-    @SuppressWarnings("rawtypes")
-    protected Vector parts = new Vector(); // Holds BodyParts
+    protected Vector<BodyPart> parts = new Vector<>(); // Holds BodyParts
diff -r 1f6b2c17e291 mail/src/main/java/javax/mail/Part.java
--- a/mail/src/main/java/javax/mail/Part.java
+++ b/mail/src/main/java/javax/mail/Part.java
@@ -452,2 +452,1 @@
-    @SuppressWarnings("rawtypes")
-    public Enumeration getAllHeaders() throws MessagingException;
+    public Enumeration<Header> getAllHeaders() throws MessagingException;
@@ -463,2 +462,1 @@
-    @SuppressWarnings("rawtypes")

```

```

-    public Enumeration getMatchingHeaders(String[] header_names)
+    public Enumeration<Header> getMatchingHeaders(String[] header_names)
@@ -475,2 +473,1 @@
-    @SuppressWarnings("rawtypes")
-    public Enumeration getNonMatchingHeaders(String[] header_names)
+    public Enumeration<Header> getNonMatchingHeaders(String[]
header_names)
diff -r 1f6b2c17e291 mail/src/main/java/javax/mail/Service.java
--- a/mail/src/main/java/javax/mail/Service.java
+++ b/mail/src/main/java/javax/mail/Service.java
@@ -640,2 +640,2 @@
-    @SuppressWarnings("rawtypes")
-    protected void queueEvent(MailEvent event, Vector vector) {
+    protected void queueEvent(MailEvent event,
+        Vector<? extends EventListener> vector) {
diff -r 1f6b2c17e291 mail/src/main/java/javax/mail/internet/
InternetHeaders.java
--- a/mail/src/main/java/javax/mail/internet/InternetHeaders.java
+++ b/mail/src/main/java/javax/mail/internet/InternetHeaders.java
@@ -300,2 +300,1 @@
-    @SuppressWarnings("rawtypes")
-    protected List headers;
+    protected List<InternetHeader> headers;
@@ -589,2 +585,1 @@
-    @SuppressWarnings({"rawtypes", "unchecked"})
-    public Enumeration getAllHeaders() {
+    public Enumeration<Header> getAllHeaders() {
@@ -600,2 +595,1 @@
-    @SuppressWarnings({"rawtypes", "unchecked"})
-    public Enumeration getMatchingHeaders(String[] names) {
+    public Enumeration<Header> getMatchingHeaders(String[] names) {
@@ -611,2 +605,1 @@
-    @SuppressWarnings({"rawtypes", "unchecked"})
-    public Enumeration getNonMatchingHeaders(String[] names) {
+    public Enumeration<Header> getNonMatchingHeaders(String[] names) {
@@ -649,2 +640,1 @@
-    @SuppressWarnings("rawtypes")
-    public Enumeration getAllHeaderLines() {
+    public Enumeration<String> getAllHeaderLines() {
@@ -660,2 +650,1 @@
-    @SuppressWarnings({"rawtypes", "unchecked"})
-    public Enumeration getMatchingHeaderLines(String[] names) {
+    public Enumeration<String> getMatchingHeaderLines(String[] names) {
@@ -671,2 +660,1 @@
-    @SuppressWarnings({"rawtypes", "unchecked"})
-    public Enumeration getNonMatchingHeaderLines(String[] names) {
+    public Enumeration<String> getNonMatchingHeaderLines(String[] names) {
diff -r 1f6b2c17e291 mail/src/main/java/javax/mail/internet/
MimeBodyPart.java
--- a/mail/src/main/java/javax/mail/internet/MimeBodyPart.java
+++ b/mail/src/main/java/javax/mail/internet/MimeBodyPart.java
@@ -1036,2 +1036,1 @@
-    @SuppressWarnings("rawtypes")

```

```

-    public Enumeration getAllHeaders() throws MessagingException {
+    public Enumeration<Header> getAllHeaders() throws MessagingException {
@@ -1045,2 +1044,1 @@
-    @SuppressWarnings("rawtypes")
-    public Enumeration getMatchingHeaders(String[] names)
+    public Enumeration<Header> getMatchingHeaders(String[] names)
@@ -1055,2 +1053,1 @@
-    @SuppressWarnings("rawtypes")
-    public Enumeration getNonMatchingHeaders(String[] names)
+    public Enumeration<Header> getNonMatchingHeaders(String[] names)
@@ -1073,2 +1070,1 @@
-    @SuppressWarnings("rawtypes")
-    public Enumeration getAllHeaderLines() throws MessagingException {
+    public Enumeration<String> getAllHeaderLines() throws
MessagingException {
@@ -1083,2 +1079,1 @@
-    @SuppressWarnings("rawtypes")
-    public Enumeration getMatchingHeaderLines(String[] names)
+    public Enumeration<String> getMatchingHeaderLines(String[] names)
@@ -1094,2 +1089,1 @@
-    @SuppressWarnings("rawtypes")
-    public Enumeration getNonMatchingHeaderLines(String[] names)
+    public Enumeration<String> getNonMatchingHeaderLines(String[] names)
diff -r 1f6b2c17e291 mail/src/main/java/javax/mail/internet/
MimeMessage.java
--- a/mail/src/main/java/javax/mail/internet/MimeMessage.java
+++ b/mail/src/main/java/javax/mail/internet/MimeMessage.java
@@ -1992,2 +1991,1 @@
-    @SuppressWarnings("rawtypes")
-    public Enumeration getAllHeaders() throws MessagingException {
+    public Enumeration<Header> getAllHeaders() throws MessagingException {
@@ -2004,2 +2002,1 @@
-    @SuppressWarnings("rawtypes")
-    public Enumeration getMatchingHeaders(String[] names)
+    public Enumeration<Header> getMatchingHeaders(String[] names)
@@ -2017,2 +2014,1 @@
-    @SuppressWarnings("rawtypes")
-    public Enumeration getNonMatchingHeaders(String[] names)
+    public Enumeration<Header> getNonMatchingHeaders(String[] names)
@@ -2043,2 +2039,1 @@
-    @SuppressWarnings("rawtypes")
-    public Enumeration getAllHeaderLines() throws MessagingException {
+    public Enumeration<String> getAllHeaderLines() throws
MessagingException {
@@ -2055,2 +2050,1 @@
-    @SuppressWarnings("rawtypes")
-    public Enumeration getMatchingHeaderLines(String[] names)
+    public Enumeration<String> getMatchingHeaderLines(String[] names)
@@ -2068,2 +2062,1 @@
-    @SuppressWarnings("rawtypes")
-    public Enumeration getNonMatchingHeaderLines(String[] names)
+    public Enumeration<String> getNonMatchingHeaderLines(String[] names)
diff -r 1f6b2c17e291 mail/src/main/java/javax/mail/internet/MimePart.java

```



```

--- a/mail/src/main/java/javax/mail/internet/MimePart.java
+++ b/mail/src/main/java/javax/mail/internet/MimePart.java
@@ -111,2 +111,1 @@
-     @SuppressWarnings("rawtypes")
-     public Enumeration getAllHeaderLines() throws MessagingException;
+     public Enumeration<String> getAllHeaderLines() throws
MessagingException;
@@ -123,2 +122,1 @@
-     @SuppressWarnings("rawtypes")
-     public Enumeration getMatchingHeaderLines(String[] names)
+     public Enumeration<String> getMatchingHeaderLines(String[] names)
@@ -136,2 +134,1 @@
-     @SuppressWarnings("rawtypes")
-     public Enumeration getNonMatchingHeaderLines(String[] names)
+     public Enumeration<String> getNonMatchingHeaderLines(String[] names)
diff -r 1f6b2c17e291 mail/src/main/java/javax/mail/internet/
ParameterList.java
--- a/mail/src/main/java/javax/mail/internet/ParameterList.java
+++ b/mail/src/main/java/javax/mail/internet/ParameterList.java
@@ -627,2 +627,1 @@
-     @SuppressWarnings("rawtypes")
-     public Enumeration getNames() {
+     public Enumeration<String> getNames() {

```

MailDateFormat *changes for version 1.6 (174)*

The `parse(String)` method currently returns null for invalid dates, which violates the contract of `DateFormat`. It should throw `ParseException`.

Some methods of `MailDateFormat` throw `UnsupportedOperationException`. The following methods should also do so:

```

/**
 * This method always throws an UnsupportedOperationException and
 * should not be used because RFC 2822 mandates a specific pattern.
 *
 * @throws UnsupportedOperationException if this method is invoked
 * @since JavaMail 1.6
 */
@Override
public void applyLocalizedPattern(String pattern) {
    throw new UnsupportedOperationException("Method "
        + "applyLocalizedPattern() shouldn't be called");
}

/**
 * This method always throws an UnsupportedOperationException and
 * should not be used because RFC 2822 mandates a specific pattern.

```

```

*
* @throws UnsupportedOperationException if this method is invoked
* @since JavaMail 1.6
*/
@Override
public void applyPattern(String pattern) {
    throw new UnsupportedOperationException("Method "
        + "applyPattern() shouldn't be called");
}

/**
 * This method always throws an UnsupportedOperationException and
 * should not be used because RFC 2822 mandates another strategy
 * for interpreting 2-digits years.
 *
 * @return the start of the 100-year period into which two digit
 * years are parsed
 * @throws UnsupportedOperationException if this method is invoked
 * @since JavaMail 1.6
 */
@Override
public Date get2DigitYearStart() {
    throw new UnsupportedOperationException("Method "
        + "get2DigitYearStart() shouldn't be called");
}

/**
 * This method always throws an UnsupportedOperationException and
 * should not be used because RFC 2822 mandates another strategy
 * for interpreting 2-digits years.
 *
 * @throws UnsupportedOperationException if this method is invoked
 * @since JavaMail 1.6
 */
@Override
public void set2DigitYearStart(Date startDate) {
    throw new UnsupportedOperationException("Method "
        + "set2DigitYearStart() shouldn't be called");
}

/**
 * This method always throws an UnsupportedOperationException and
 * should not be used because RFC 2822 mandates specific date
 * format symbols.
 *
 * @throws UnsupportedOperationException if this method is invoked
 * @since JavaMail 1.6
 */
@Override
public void setDateFormatSymbols(
    DateFormatSymbols newFormatSymbols) {
    throw new UnsupportedOperationException("Method "
        + "setDateFormatSymbols() shouldn't be called");
}

```

```
}
```

MailDateFormat should include a proper clone method:

```
/**
 * Overrides Cloneable.
 *
 * @return a clone of this instance
 * @since JavaMail 1.6
 */
@Override
public MailDateFormat clone() {
    return (MailDateFormat) super.clone();
}
```

Store, Transport, *and* Folder *should implement* AutoCloseable (159)

To enable use in a try-with-resources block, the Store, Transport, and Folder classes should implement the `java.lang.AutoCloseable` interface. Store and Transport are subclasses of Service, which already has the required `close()` method, so having Service implement AutoCloseable is sufficient. The Folder class includes a `close` method with a required `expunge` parameter so we add a new `close()` method with no parameter that behaves the same as `close(true)`, and have Folder implement AutoCloseable.

```
public abstract class Service implements AutoCloseable {
    ...
}

public abstract class Folder implements AutoCloseable {
    ...

    /**
     * Close this Folder and expunge deleted messages. <p>
     *
     * A CLOSED ConnectionEvent is delivered to any ConnectionListeners
     * registered on this Folder. Note that the folder is closed even
     * if this method terminates abnormally by throwing a
     * MessagingException. <p>
     *
     * This method supports the {@link java.lang.AutoCloseable AutoCloseable}
     * interface. <p>
     */
}
```

```

    * This implementation calls <code>close(true)</code>.
    *
    * @exception      IllegalStateException if this folder is not opened
    * @exception      MessagingException for other failures
    * @see            javax.mail.event.ConnectionEvent
    * @since          JavaMail 1.6
    */
    @Override
    public void close() throws MessagingException {
        close(true);
    }
}

```

The UIDFolder interface should have a getter for UIDNEXT (104)

The UIDFolder interface models the UID support in the IMAP protocol. After UIDFolder was originally created, the IMAP protocol added support for getting the value of the next UID that will be assigned. The IMAP provider in JavaMail has supported this for quite some time; it should be added to the UIDFolder interface:

```

/**
 * Returns the predicted UID that will be assigned to the
 * next message that is appended to this folder.
 * Messages might be appended to the folder after this value
 * is retrieved, causing this value to be out of date.
 * This value might only be updated when a folder is first opened.
 * Note that messages may have been appended to the folder
 * while it was open and thus this value may be out of
 * date. <p>
 *
 * If the value is unknown, -1 is returned. <p>
 *
 * @return the UIDNEXT value, or -1 if unknown
 * @exception      MessagingException for failures
 * @since          JavaMail 1.6
 */
public long getUIDNext() throws MessagingException;

```

Ideally this new method added to the interface would include a default implementation to provide compatibility with existing classes that implement this method. However, since the JavaMail 1.6 reference implementation targets Java SE 7, this is not possible. It's very likely that the only class implementing this interface is the IMAPFolder class in the JavaMail reference implementation, thus this incompatibility is extremely unlikely to cause a problem in practice.

The UIDFolder interface should have a MAXUID constant (244)

An IMAP UID is a 32-bit unsigned integer and is represented as a Java long. A new constant indicates the maximum value of a UID:

```
/**
 * The largest value possible for a UID, a 32-bit unsigned integer.
 * This can be used to fetch all new messages by keeping track of the
 * last UID that was seen and using:
 * <blockquote><pre>
 *
 *     Folder f = store.getFolder("whatever");
 *     UIDFolder uf = (UIDFolder)f;
 *     Message[] newMsgs =
 *         uf.getMessageByUID(lastSeenUID + 1, UIDFolder.MAXUID);
 *
 * </pre></blockquote><p>
 *
 * @since JavaMail 1.6
 */
public static final long MAXUID = 0xffffffffL;
```

MimeMultipart should throw ParseException for parsing errors (75)

ParseException indicates an error parsing MIME messages. In addition to applying to MIME headers, it seems reasonable to expand it to cover multipart message parsing. Since ParseException is a subclass of MessagingException, it merely reports more precisely the cause of the error.

The description of ParseException is changed to:

```
* The exception thrown due to an error in parsing RFC822
* or MIME headers, including multipart bodies.
```

MimeMultipart documents that ParseException can be thrown from an existing constructor and method:

```
/**
 * Constructs a MimeMultipart object and its bodyparts from the
 * given DataSource. <p>
 *
 * This constructor handles as a special case the situation where the
 * given DataSource is a MultipartDataSource object. In this case, this
 * method just invokes the superclass (i.e., Multipart) constructor
 * that takes a MultipartDataSource object. <p>
 */
```

```

* Otherwise, the DataSource is assumed to provide a MIME multipart
* byte stream. The <code>parsed</code> flag is set to false. When
* the data for the body parts are needed, the parser extracts the
* "boundary" parameter from the content type of this DataSource,
* skips the 'preamble' and reads bytes till the terminating
* boundary and creates MimeBodyParts for each part of the stream.
*
* @param      ds      DataSource, can be a MultipartDataSource
* @exception   ParseException for failures parsing the message
* @exception   MessagingException for other failures
*/
public MimeMultipart(DataSource ds) throws MessagingException

...

/**
* Parse the InputStream from our DataSource, constructing the
* appropriate MimeBodyParts. The <code>parsed</code> flag is
* set to true, and if true on entry nothing is done. This
* method is called by all other methods that need data for
* the body parts, to make sure the data has been parsed.
* The {@link #initializeProperties} method is called before
* parsing the data.
*
* @exception   ParseException for failures parsing the message
* @exception   MessagingException for other failures
* @since      JavaMail 1.2
*/
protected synchronized void parse() throws MessagingException

```

Support addressing i18n via RFC 6530/6531/6532 (93)

To enable support for UTF-8 email addresses, the following methods are added to `InternetAddress`:

```

/**
* Convert the given array of InternetAddress objects into
* a comma separated sequence of address strings. The
* resulting string contains Unicode characters. <p>
*
* @param addresses      array of InternetAddress objects
* @exception   ClassCastException if any address object in the
*              given array is not an InternetAddress object.
*              Note that this is a RuntimeException.
* @return      comma separated string of addresses
* @since      JavaMail 1.6
*/
public static String toUnicodeString(Address[] addresses)

/**

```

```

* Convert the given array of InternetAddress objects into
* a comma separated sequence of address strings. The
* resulting string contains Unicode characters. <p>
*
* The 'used' parameter specifies the number of character positions
* already taken up in the field into which the resulting address
* sequence string is to be inserted. It is used to determine the
* line-break positions in the resulting address sequence string.
*
* @param addresses    array of InternetAddress objects
* @param used         number of character positions already used, in
*                     the field into which the address string is to
*                     be inserted.
* @exception ClassCastException if any address object in the
*                     given array is not an InternetAddress object.
*                     Note that this is a RuntimeException.
* @return             comma separated string of addresses
* @since              JavaMail 1.6
*/
public static String toUnicodeString(Address[] addresses, int used)

```

The following constructor and method are added to InternetHeaders:

```

/**
* Read and parse the given RFC822 message stream till the
* blank line separating the header from the body. The input
* stream is left positioned at the start of the body. The
* header lines are stored internally. <p>
*
* For efficiency, wrap a BufferedInputStream around the actual
* input stream and pass it as the parameter. <p>
*
* No placeholder entries are inserted; the original order of
* the headers is preserved.
*
* @param is          RFC822 input stream
* @param allowutf8    if UTF-8 encoded headers are allowed
* @exception MessagingException for any I/O error reading the stream
* @since              JavaMail 1.6
*/
public InternetHeaders(InputStream is, boolean allowutf8)
                        throws MessagingException

/**
* Read and parse the given RFC822 message stream till the
* blank line separating the header from the body. Store the
* header lines inside this InternetHeaders object. The order
* of header lines is preserved. <p>
*
* Note that the header lines are added into this InternetHeaders

```

```
* object, so any existing headers in this object will not be
* affected. Headers are added to the end of the existing list
* of headers, in order.
*
* @param      is      RFC822 input stream
* @param      allowutf8      if UTF-8 encoded headers are allowed
* @exception   MessagingException for any I/O error reading the stream
* @since      JavaMail 1.6
*/
public void load(InputStream is, boolean allowutf8)
                throws MessagingException
```

The following Session property can be set to enable implicit use of these new methods:

```
mail.mime.allowutf8:
```

If set to "true", UTF-8 strings are allowed in message headers, e.g., in addresses. This should only be set if the mail server also supports UTF-8.

Look for resource files in <java.home>/conf on JDK 1.9 (247)

JDK 1.9 adds a new <java.home>/conf directory to hold configuration files that were previously stored in <java.home>/lib. When using JavaMail on JDK 1.9, it should look for its (optional) configuration files in the <java.home>/conf directory.

The specification of the Session class is changed as follows:

```
/**
 * The Session class represents a mail session and is not subclassed.
 * It collects together properties and defaults used by the mail API's.
 * A single default session can be shared by multiple applications on
 * the desktop. Unshared sessions can also be created. <p>
 *
 * The Session class provides access to the protocol providers that
 * implement the <code>Store</code>, <code>Transport</code>, and related
 * classes. The protocol providers are configured using the following
 * files:
 * <ul>
 * <li> <code>javamail.providers</code> and
 *     <code>javamail.default.providers</code> </li>
 * <li> <code>javamail.address.map</code> and
 *     <code>javamail.default.address.map</code> </li>
 * </ul>
 * <p>
 * Each <code>javamail.</code><i>X</i> resource file is searched for
 * using three methods in the following order:
```



```
* <ol>
* <li> <code><i>java.home</i></i><i>conf</i>/javamail.</code><i>X</i> </li>
* <li> <code>META-INF/javamail.</code><i>X</i> </li>
* <li> <code>META-INF/javamail.default.</code><i>X</i> </li>
* </ol>
* <p>
* (Where <i>java.home</i> is the value of the "java.home" System
* property and <i>conf</i> is the directory named "conf" if it exists,
* otherwise the directory named "lib"; the "conf" directory was
* introduced in JDK 1.9.)
* <p>
* The first method allows the user to include their own version of the
* resource file by placing it in the <i>conf</i> directory where the
* <code>java.home</code> property points. The second method allows an
* application that uses the JavaMail APIs to include their own resource
* files in their application's or jar file's <code>META-INF</code>
* directory. The <code>javamail.default.</code><i>X</i> default files
* are part of the JavaMail <code>mail.jar</code> file and should not be
* supplied by users. <p>
```

Flags convenience methods (249)

When copying messages from one server to another, it's sometimes necessary to adjust the message flags based on the capabilities of the target server. It would be convenient if the Flags class had methods to clear any flags not supported by the target server, to clear all user flags, and to clear all system flags.

```
/**
 * Remove any flags <strong>not</strong> in the given Flags object.
 * Useful for clearing flags not supported by a server. If the
 * given Flags object includes the Flags.Flag.USER flag, all user
 * flags in this Flags object are retained.
 *
 * @param      f      the flags to keep
 * @return     true if this Flags object changed
 * @since      JavaMail 1.6
 */
public boolean retainAll(Flags f)

/**
 * Clear all of the system flags.
 *
 * @since      JavaMail 1.6
 */
public void clearSystemFlags()

/**
 * Clear all of the user flags.
```

```
*  
* @since      JavaMail 1.6  
*/  
public void clearUserFlags()
```